



CHAPPAQUA
Central School District

Annual Assessment Report

Adam Pease - @DrAPease
**Assistant Supt. for Cur. &
Inst.**

Report Organization:

- Overview of NYSED 3-8 Testing Program
 - Grades 3-8 ELA, Math, & Science
- Regents Exams
 - Common Core ELA & Math
 - Other Regents Results
- Advanced Placement Exams



ELA, Math, & Science

Purpose of NYSED Testing

- ❖ Focus on the New York State learning standards, which guide classroom instruction
- ❖ Measure important real-world skills such as problem solving, critical thinking, and writing; and
- ❖ Require students to explain their answers and describe and defend their reasoning.



Test Updates

- ❖ **Fewer Test Sessions:** Reduced from three test sessions to two per subject
- ❖ **Untimed Tests:** Since 2016
- ❖ **Test Questions reviewed and Written by Teachers**
- ❖ **Sample Questions Released:** 75% of test questions will be released - [NYSED Link to Sample Questions](#)
- ❖ **Results for Teachers and Parents:** Reports with more information about skills and content



Parent Score Reports

JANE DOE
SAMPLE MIDDLE SCHOOL

ENGLISH LANGUAGE ARTS
2018-2019 GRADE 6 TEST RESULTS

Dear Parent/Guardian of Jane,

This report summarizes Jane's performance on the New York State Testing Program English Language Arts Assessment, administered in the spring of 2019. The test score provides one way to understand student performance; **however, this score does not tell the whole story about what Jane knows and can do. The results from the Grade 3-8 ELA and Mathematics Tests are being provided for diagnostic purposes and will not be included in Jane's official transcript or permanent student record.**

TRANSLATIONS



www.engageny.org/translate

JANE'S
SCORE

THIS YEAR

X

LEVEL 3

LAST YEAR

LEVEL 3

Last year Jane received a Level 3 score on the Grade 5 ELA test.

PERFORMANCE LEVELS



LEVEL 4

Students performing at this level excel in standards for their grade.

LEVEL 3

Students performing at this level are proficient in standards for their grade.

LEVEL 2

Students performing at this level are partially proficient in standards for their grade.

LEVEL 1

Students performing at this level are well below proficient in standards for their grade.

JANE MET THE STATE STANDARD

HOW JANE DID IN COMPARISON WITH OTHER STUDENTS



DISTRICT

X%

Jane did the same or better than X% of students in this grade in the district.



STATE

X%

Jane did the same or better than X% of students in this grade in the state.

BEDS: 000000000000
LOCAL ID: 000000000

NEW YORK STATE EDUCATION DEPARTMENT

1

JANE DOE
SAMPLE MIDDLE SCHOOL

ENGLISH LANGUAGE ARTS
2018-2019 GRADE 6 TEST RESULTS

The New York State Learning Standards for English Language Arts & Literacy describe what Jane should know and be able to do at each grade level. This section shows the number of points earned on the Reading and Writing from Sources test sections.

JANE'S
SCORE
X

OF

MAX
SCORE
X

READING

In this section, students were asked to:

- comprehend the explicit and implicit ideas present in grade-level text and recognize how they develop over the course of the text;
- describe characters in depth, and connect ideas and events;
- understand the meaning and effects of words and figurative and connotative phrases;
- analyze the text's structure and organization, and identify how point of view is developed;
- integrate the knowledge and ideas conveyed in text using illustrations and logical connections between parts of the text.

JANE'S
SCORE
X

OF

MAX
SCORE
X

WRITING FROM SOURCES

In this section, students were asked to:

- make claims that show valid reasoning and sufficient textual evidence;
- write about characters and describe how they relate to each other in the text;
- compare and contrast points of view and themes in texts;
- analyze events and actions in a text;
- determine the effect of language on aspects of a text and describe the importance of story and structural elements of the text;
- communicate understanding by producing coherent writing that demonstrates grade-level English grammar and use.

Please note that students with an Individualized Education Program (IEP) or Section 504 Accommodation Plan (504 Plan) that indicates that tests be read aloud should have been provided this testing accommodation, in accordance with the specifications in the IEP/504 Plan.

SUPPORTING JANE'S SUCCESS



Contact Jane's teacher and ask which skills are the most challenging for Jane.



Ask your school how you will receive regular reports on Jane's progress.



If appropriate, seek student support services such as counseling or school guidance to help Jane be most successful.



Review classwork and homework with Jane to see how Jane's skills are progressing.

For more information about this test, the New York State standards, and how you can help Jane, go to:
www.engageny.org/parent-and-family-resources

BEDS: 000000000000
LOCAL ID: 000000000

2



CHAPPAQUA
Central School District

3-8 ELA Tests

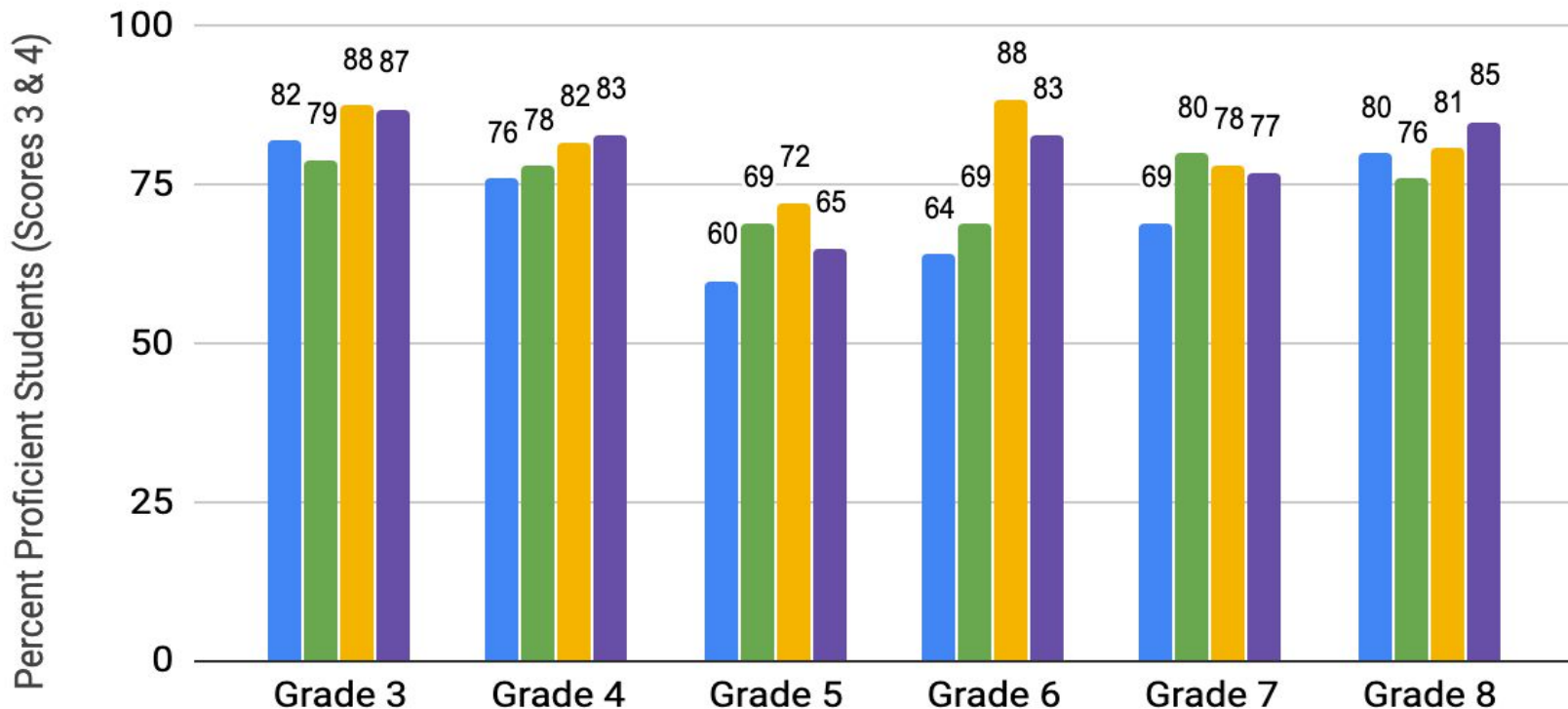
- ❖ Multiple choice and open-ended questions
- ❖ Students to apply their knowledge and, in open-ended responses, explain their reasoning.
- ❖ Students read texts and write constructed responses and extended responses



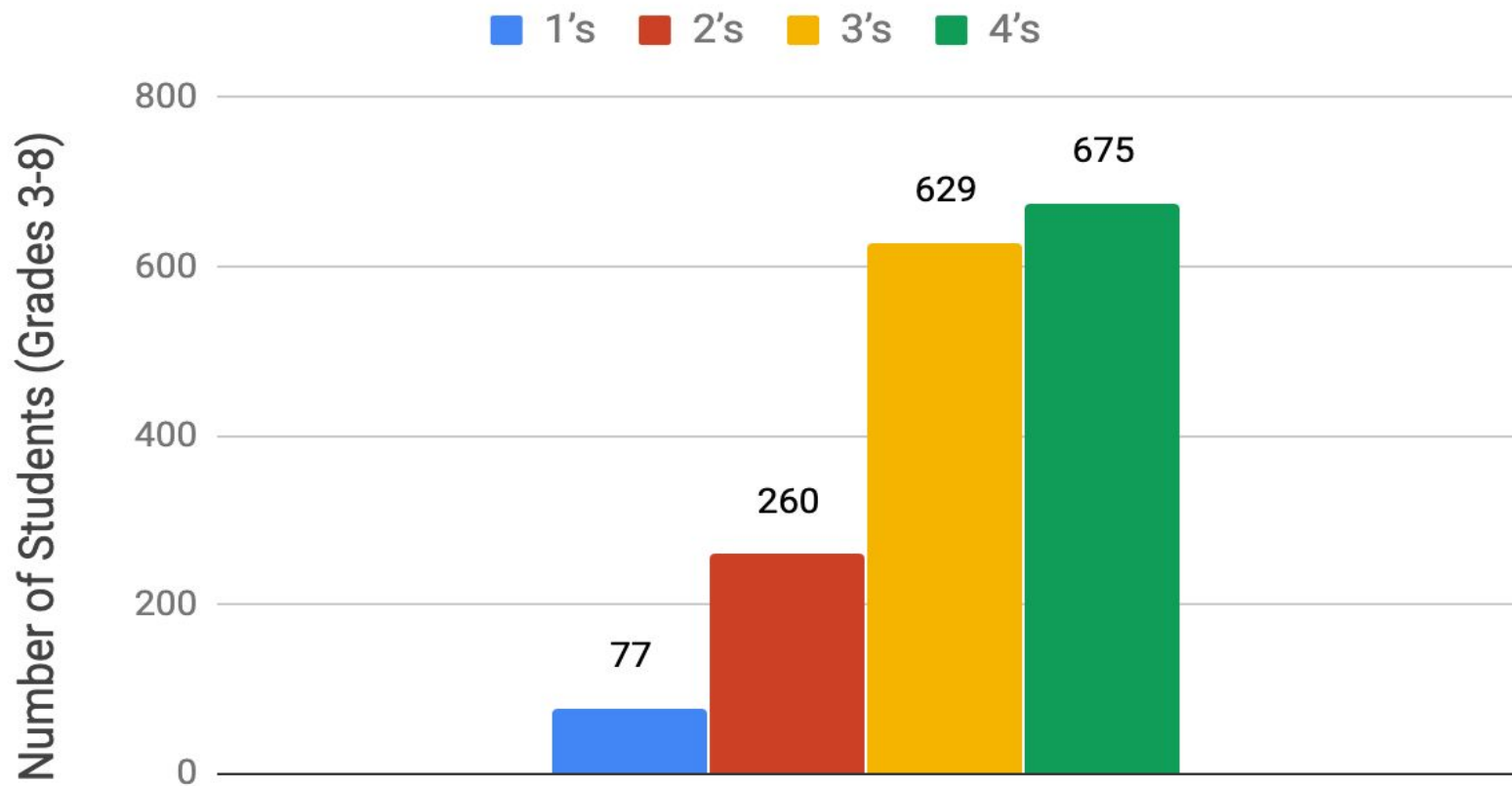
ELA Grades 3-8

2016 n = 1700
2017 n = 1701
2018 n = 1682
2019 n = 1641

2016 2017 2018 2019



ELA 3-8 Distribution



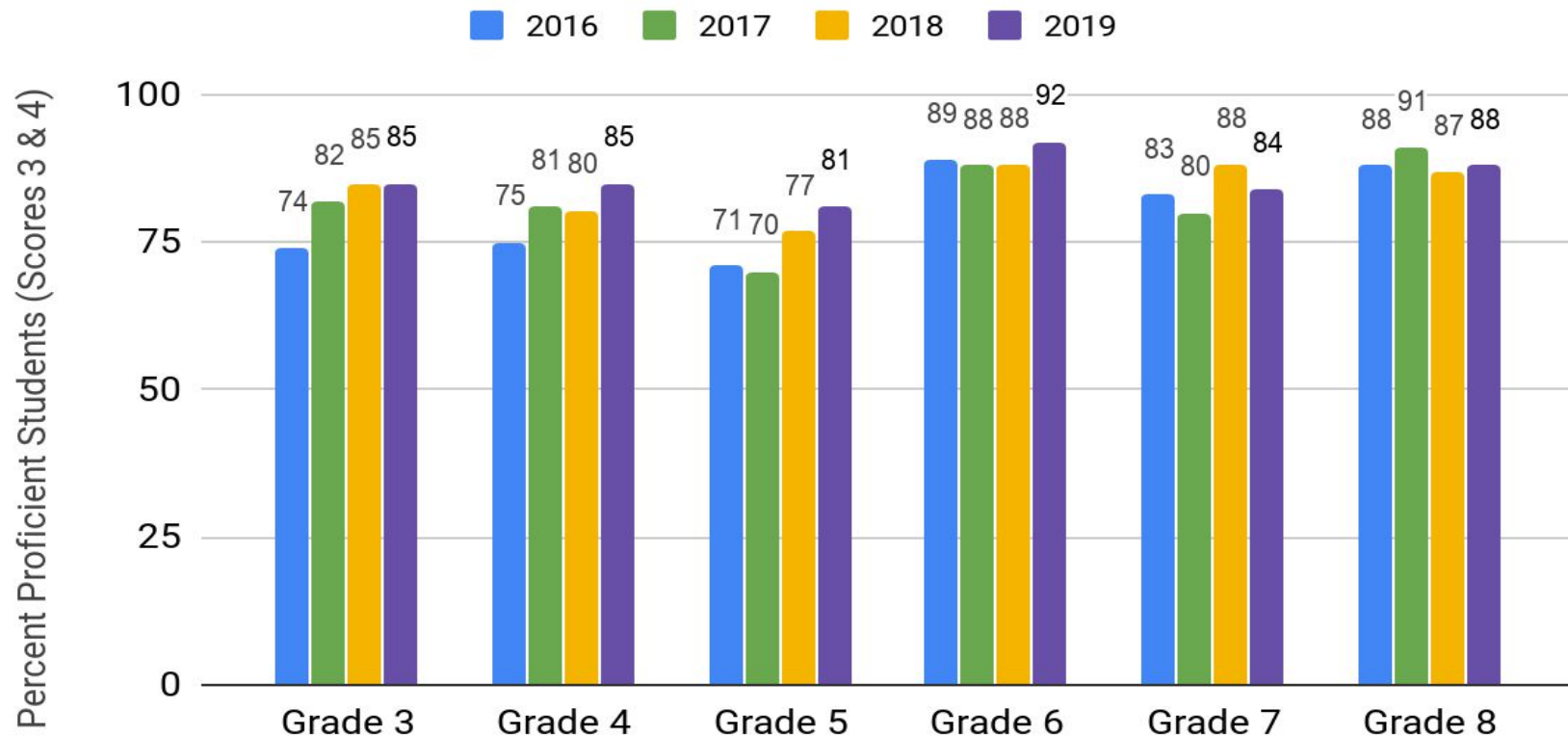
3-8 Math Tests

- ❖ Multiple choice and open-ended questions
- ❖ Students to apply their knowledge and, in open-ended responses, explain their reasoning.
- ❖ Students solve real-world problems
- ❖ Graphs, Charts & Tables

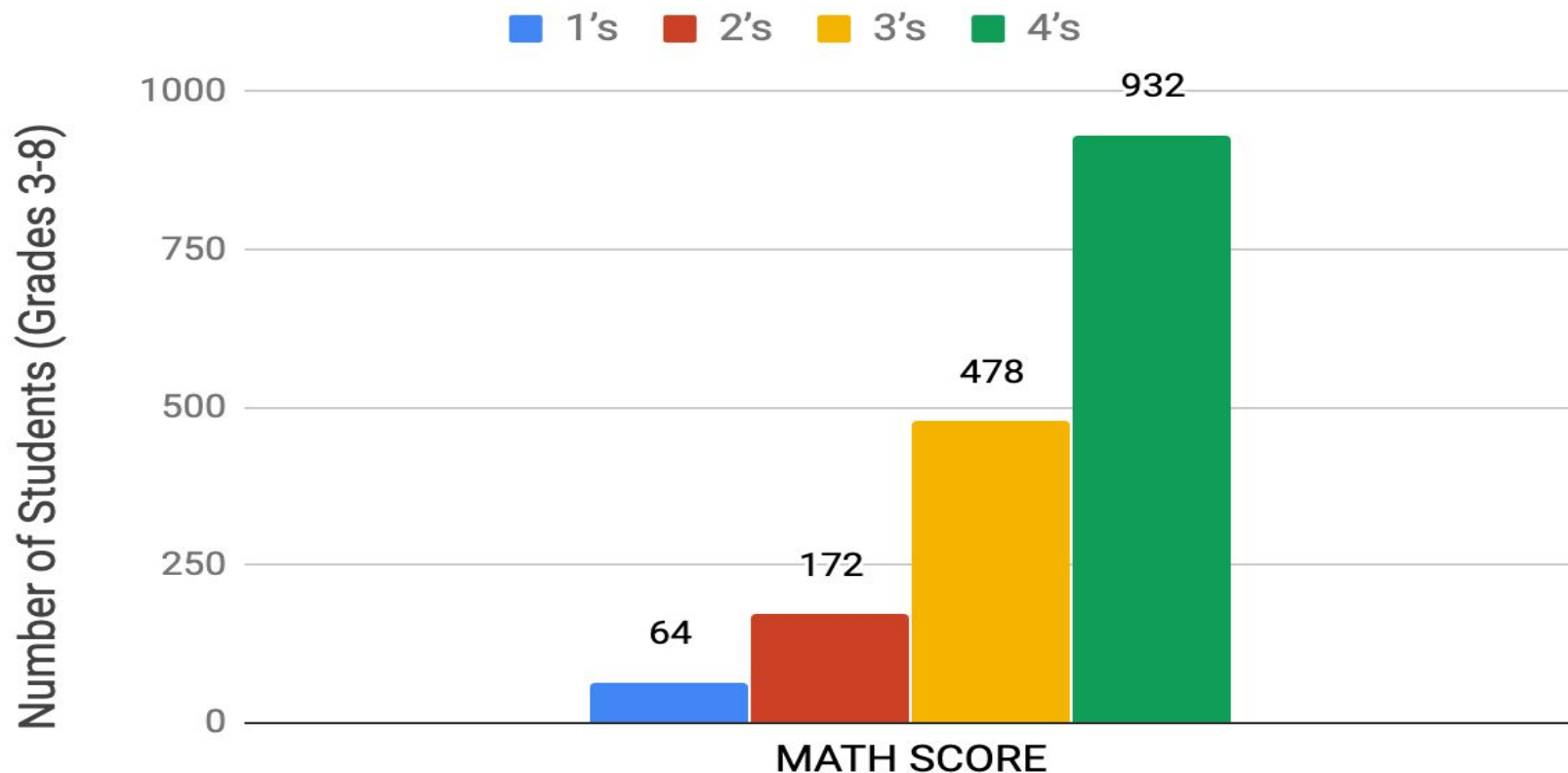


Math Grades 3-8

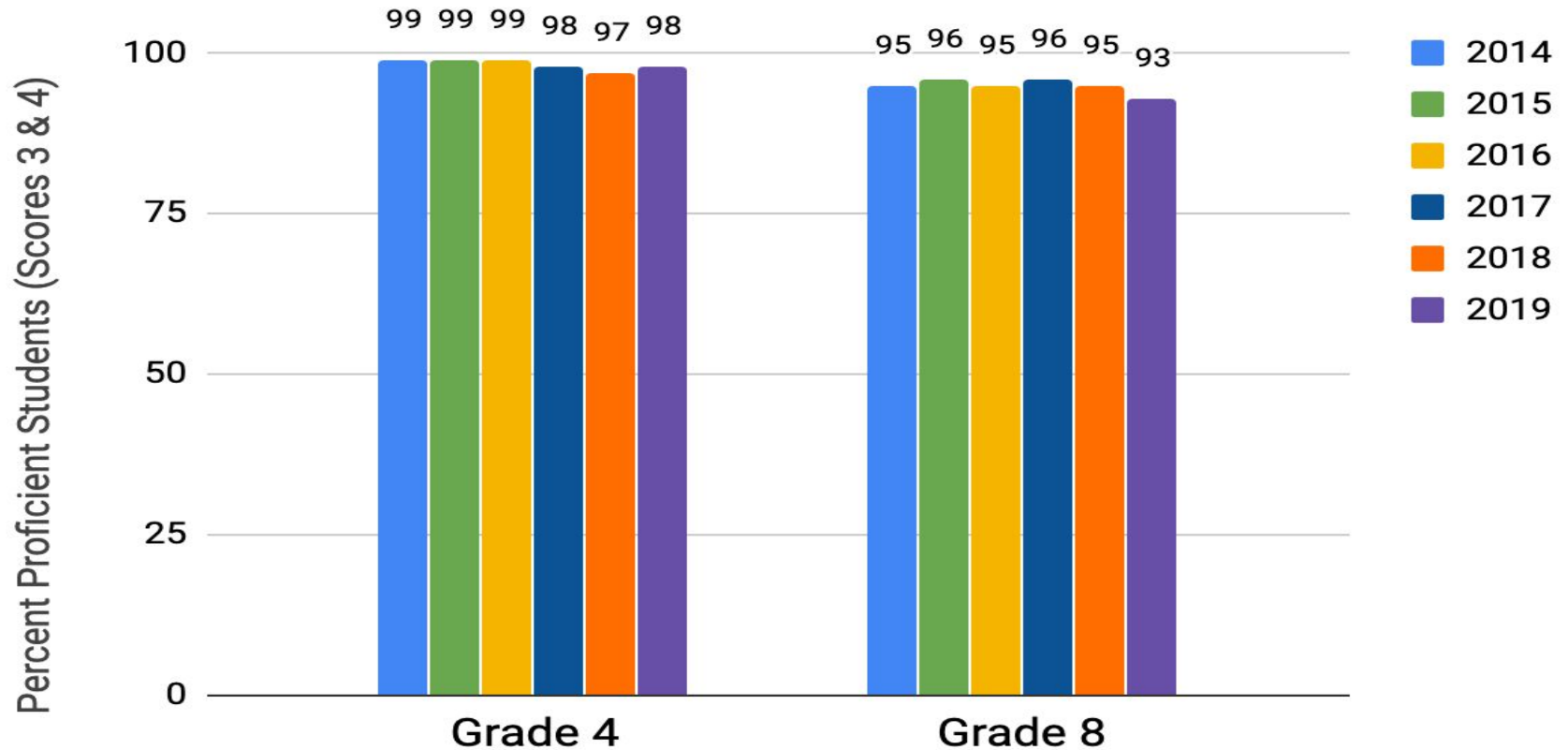
2016 n = 1700
2017 n = 1701
2018 n = 1682
2019 n = 1646



Math 3-8 Distribution

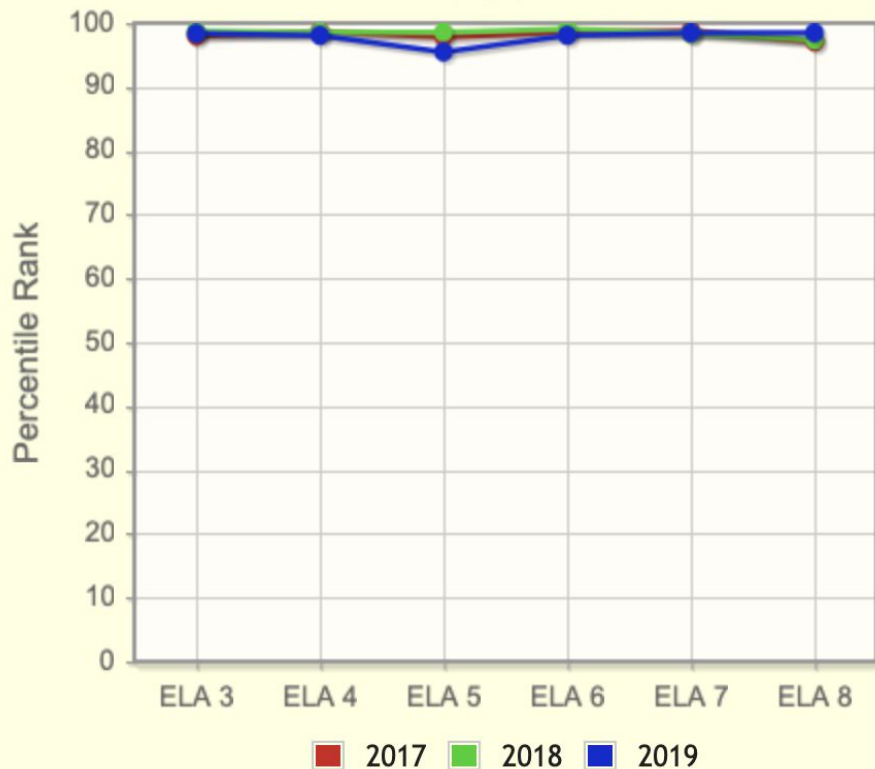


Grades 4 & 8 Science

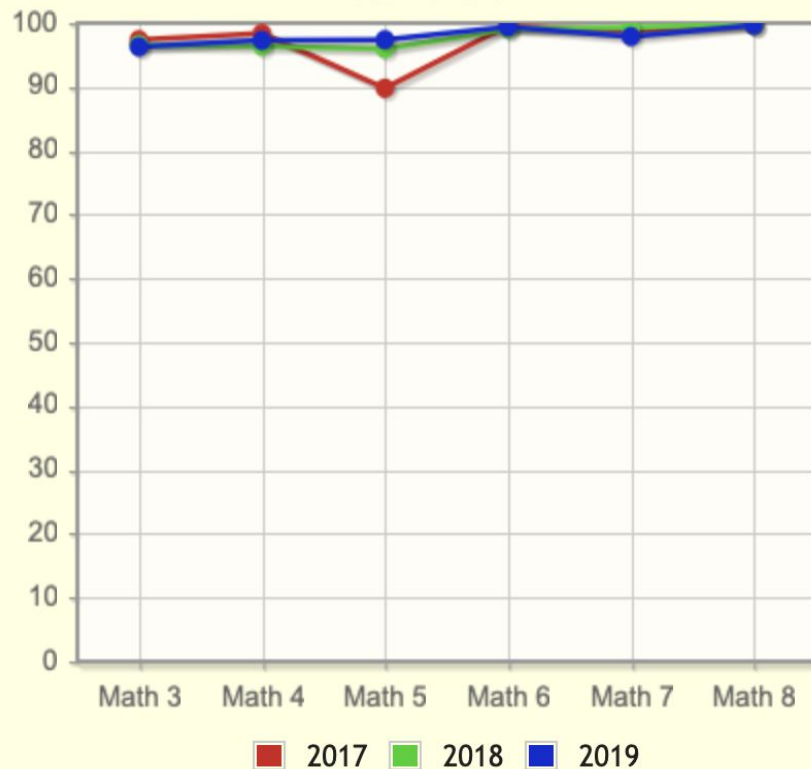


Proficiency Comparison

ELA Chart



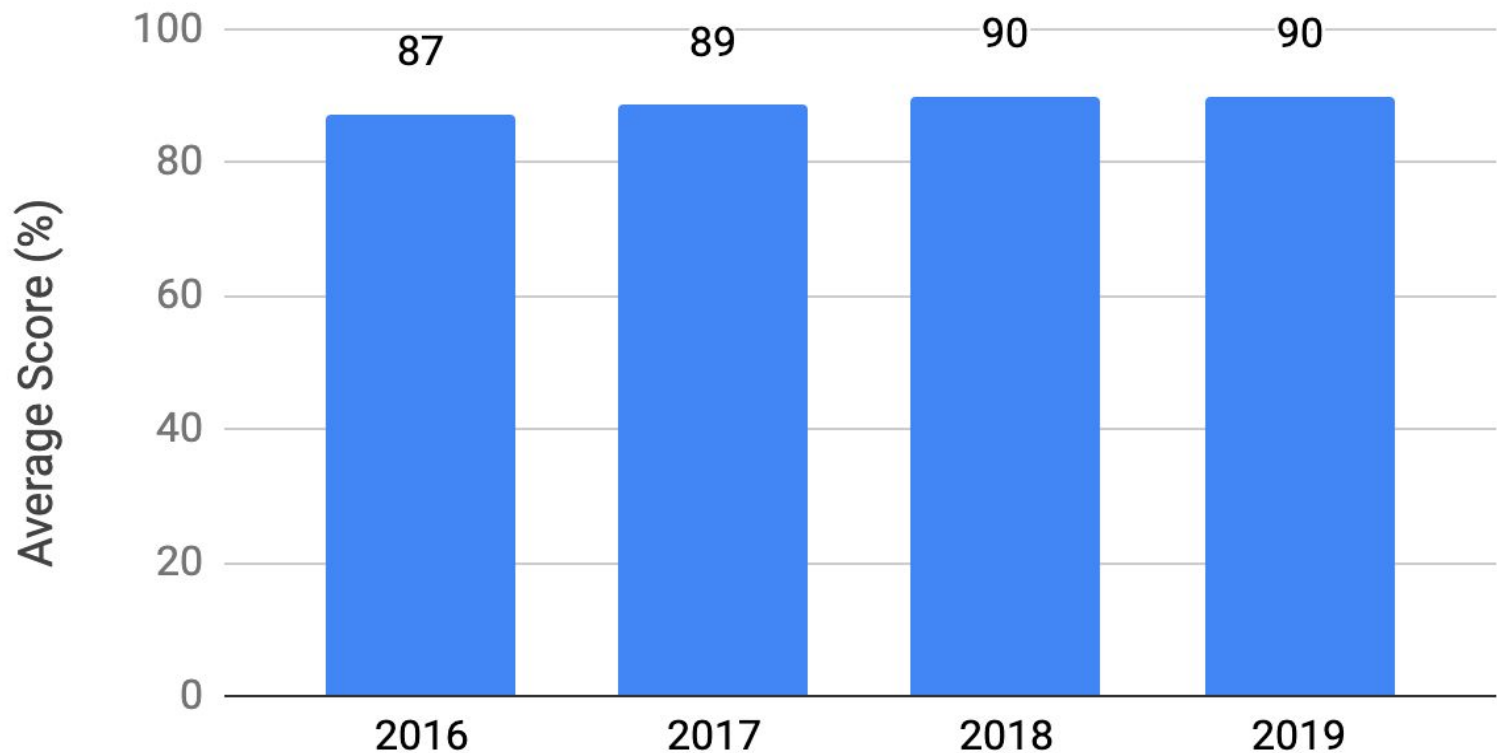
Math Chart



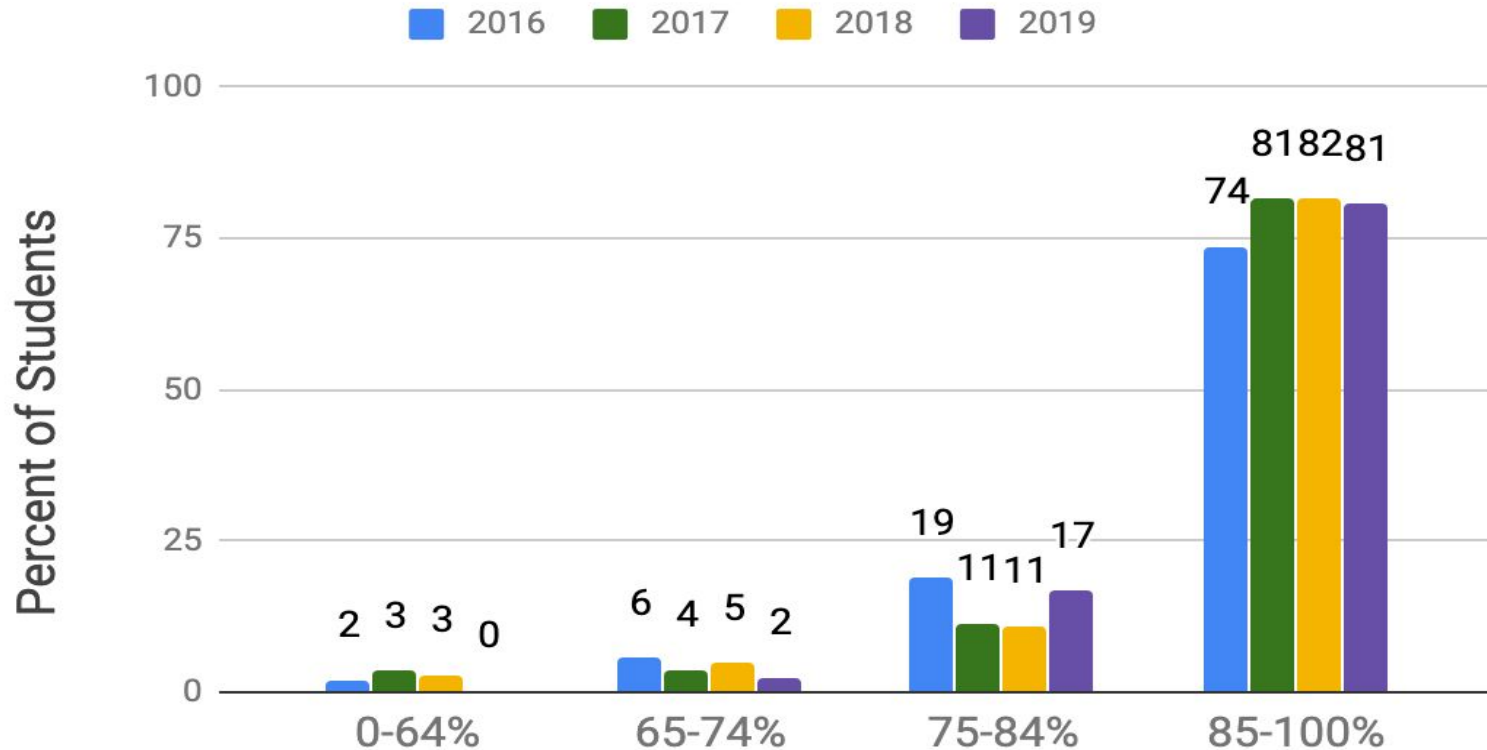


Regents Exams

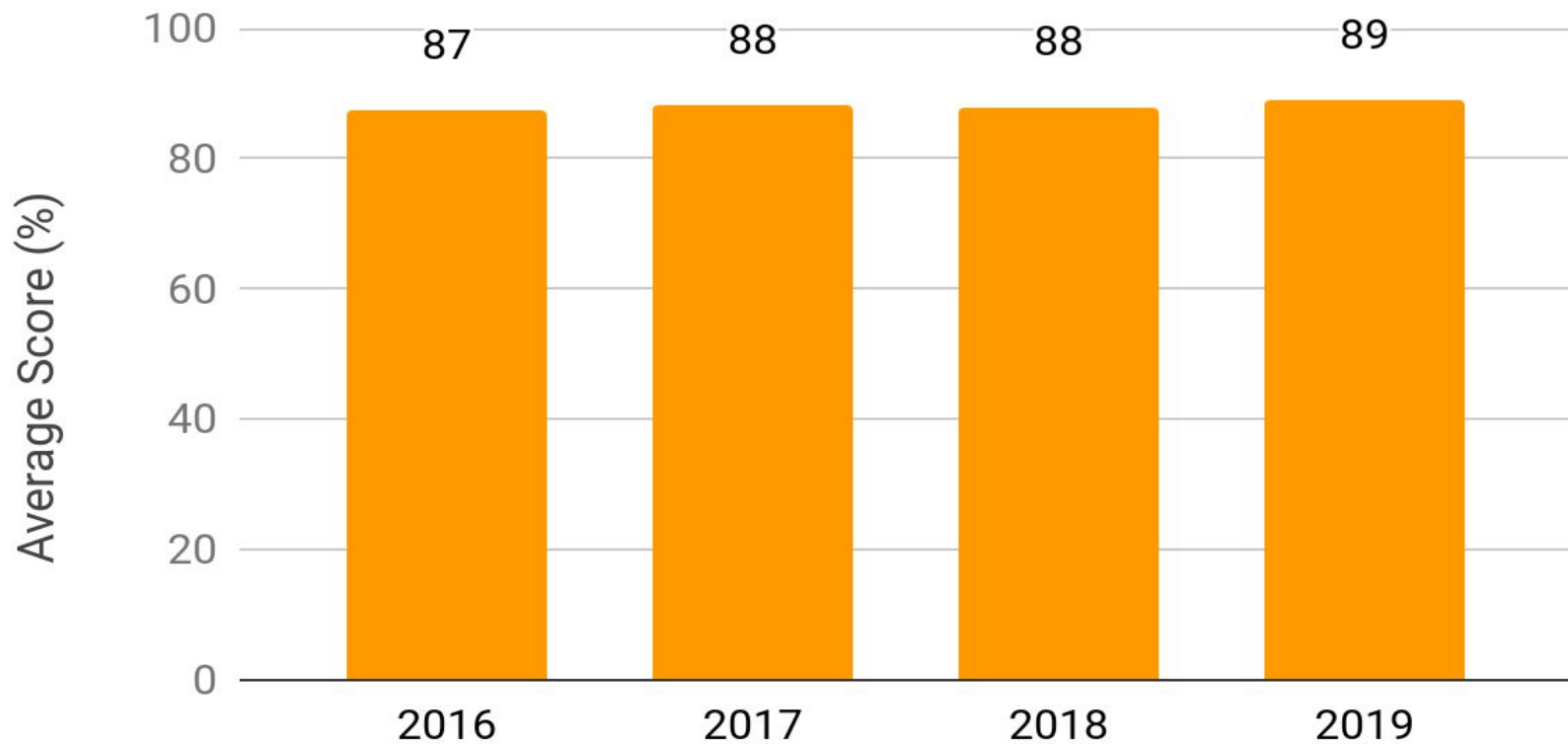
English Regents



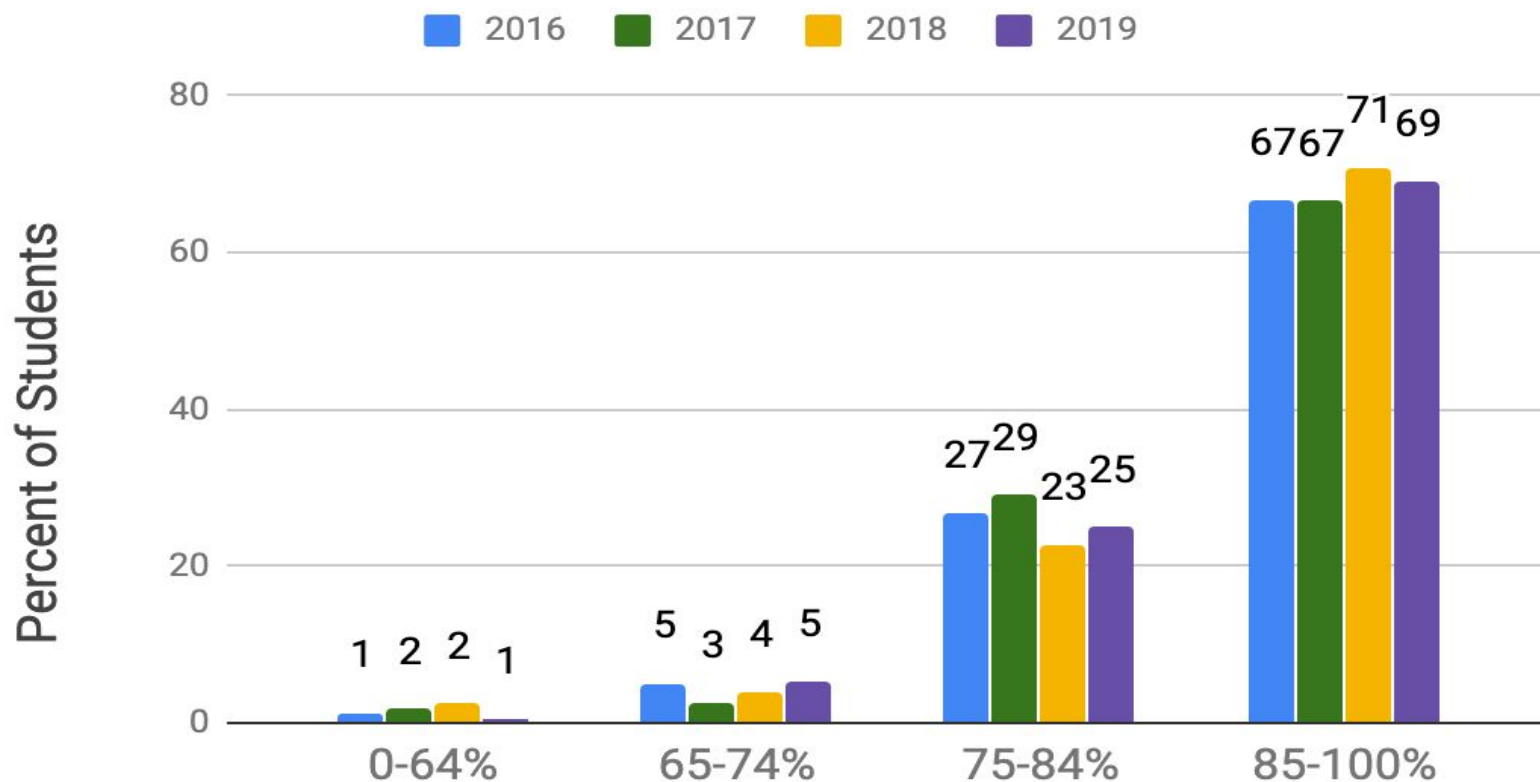
English Regents Distribution



Algebra Regents



Algebra Regents Distribution

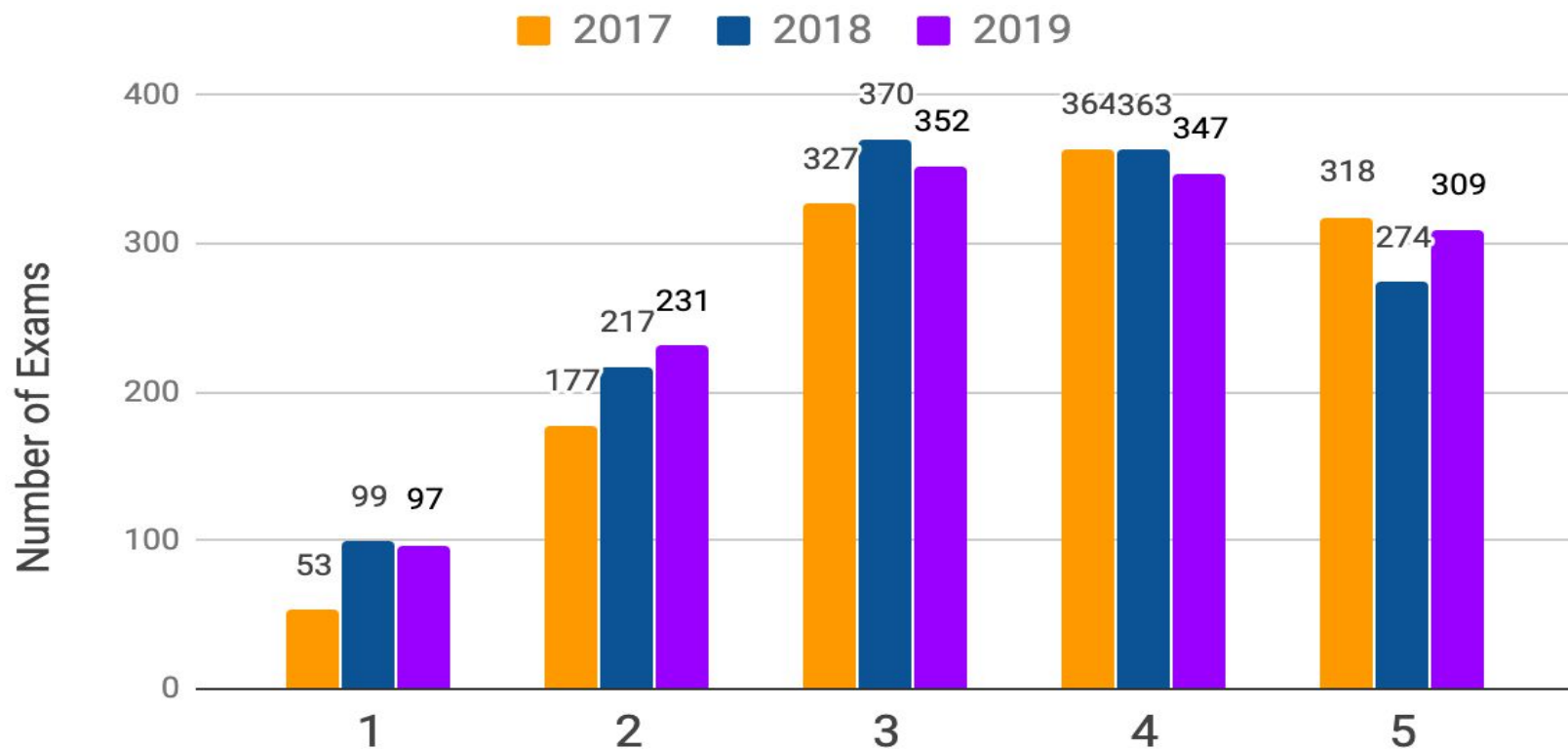


Regents Exam Title	Course Title	14-15 Avg.	15-16 Avg.	16-17 Avg.	17-18 Avg.	2018-19 Avg.
American History	AMERICAN HIST./US HIST.	93.7	92.3	90.5	88.5	87.7
American History	AP AMERICAN HISTORY	--	--	--	91.0	NA
Global History	AP EURO HISTORY-10	98.5	97.7	98	--	NA
Global History	EURO CIV / GLOBAL H.	91.2	89.8	89.8	92.4	87.7
English	ENGLISH 9/10	93.5	87.5	89.7	91.4	90.1
Algebra	STANDARD ALGEBRA	71	79.01	81.2	80.7	79.7
Algebra	ENRICHED ALGEBRA	80.7	88.3	86.7	88.1	88.3
Algebra	FURTHER FOUNDATIONS	76.9	73.7	73.3	75.7	71.1
Living Environment	LIVING ENVIRONMENT	90.3	88.7	89.3	89.0	89.2
Chemistry	REGENTS CHEMISTRY A	87.8	87.7	85.8	84.0	83.7
Earth Science	REGENTS EARTH SCIENCE	72.5	76.5	72.8	72.5	71.9



Advanced Placement Exams

3 Year AP Exam Trends



AP Exam Results 2019

Subject Totals	# of Exams	Average
Biology	167	3.0
Calculus AB	96	4.2
Calculus BC	45	4.8
Chemistry	63	4.1
Chinese Language and Culture	8	4.6
Computer Science A	16	3.8
English Language and Comp.	<5	3.5
English Literature and Comp.	68	3.8
Environmental Science	99	2.2
European History	80	2.2
French Language and Culture	22	3.1
Human Geography	5	4.6
Latin	22	2.6

Subject Totals	# of Exams	Average
Macroeconomics	<5	4.5
Music Theory	10	2.5
Physics 1	160	3.2
Physics C: Electricity and Magn.	39	2.6
Physics C: Mechanics	39	3.6
Psychology	<5	3.3
Spanish Language and Culture	67	3.6
Statistics	34	3.4
Studio Art: 2-D Design Portfolio	19	3.6
Studio Art: 3-D Design Portfolio	9	2.7
Studio Art: Drawing Portfolio	13	3.8
United States History	247	3.8
World History	<5	4.0

Greeley Class of 2019

❖ **Class of 2019:**
25 National Merit
commended students,
17 semi-finalists, 15
finalists and 3 National
Merit recipients.

❖ 98% of the Class of
2019 went onto higher
education

ACT Scores	
CLASS	MEAN
2019	Embargoed
2018	29
2017	29

SAT Scores			
CLASS	MEAN	ERW	MATH
2019	1347	668	679
2018	1337	661	676
2017	1333	659	674

Class of 2019

American University
Amherst College
Auburn University
Barnard College
Bates College
Bath Spa University
Binghamton University
Boston College
Boston University
Brandeis University
Brown University
Bucknell University
Case Western Reserve University
Clarkson University
Clemson University
Colgate University
College of Charleston
Colorado College
Connecticut College
Cornell University
Drexel University
Duke University
Eckerd College
Elon University
Emerson College
Emory University
Fashion Institute of Technology
Fordham University
George Washington University
Georgetown University
Hamilton College
Harvard College

Hofstra University
Indiana University at Bloomington
Ithaca College
Lehigh University
Marion Military Institute
McGill University
Middlebury College
Muhlenberg College
New York University
North Carolina State University
Northeastern University
Northern Kentucky University
Northwestern University
Ohio State University
Oberlin College
Pace University
Pennsylvania State University
Princeton University
Purchase College
Purdue University
Quinnipiac University
Ringling College of Art & Design
Rochester Institute of Technology
Roger Williams University
Salve Regina University
Santa Clara University
Skidmore College
Smith College
St. John's College

St. Lawrence University
St. Olaf College
Stony Brook University
Suffolk University
SUNY Brockport
SUNY Geneseo
SUNY Oneonta
SUNY Maritime College
SUNY Oswego
Swarthmore College
Syracuse University
The New School
University of Texas
Trinity College
Tufts University
Tulane University
UC Berkeley
UC Los Angeles
Union College
University of Buffalo
University of Chicago
University of Colorado, Boulder
University of Dayton
University of Delaware
University of Denver
University of Edinburgh
University of Florida
University of Georgia
University of Houston
Univ. of Illinois, Urbana-Champaign
University of Maryland
University of Massachusetts
University of Miami

University of Michigan
University of Minnesota
University of Mississippi
University of Notre Dame
University of Pennsylvania
University of Pittsburgh
University of Rhode Island
University of Richmond
University of Rochester
University of Southern California
University of St. Andrews
University of Toronto
University of Vermont
University of Wisconsin, Madison
Vanderbilt University
Villanova University
Washington University, St. Louis
Wellesley College
Westchester Community College
Wheaton College IL
Williams College
Yale University



Thank you!