

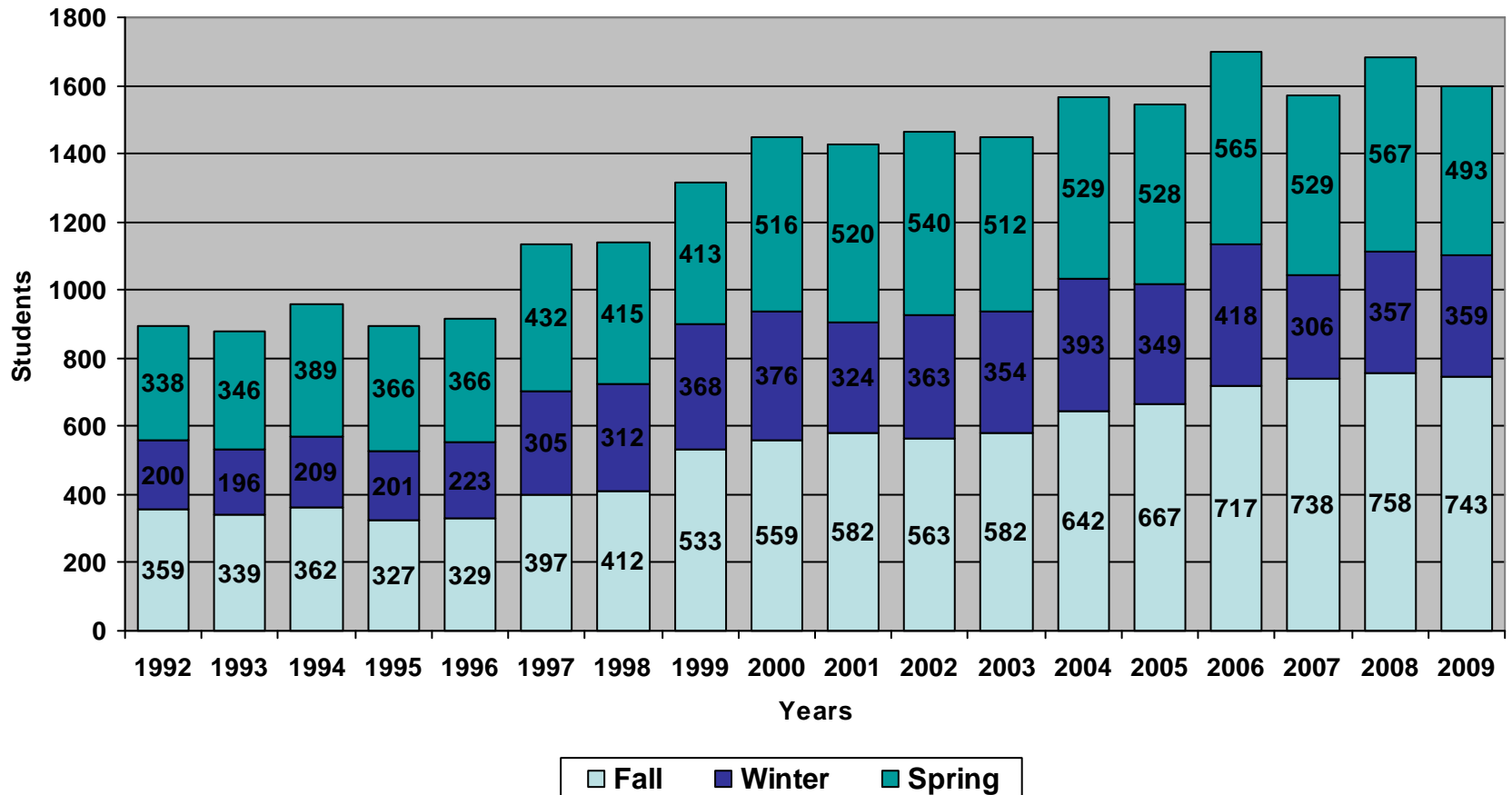
Athletic Program

Chappaqua Central School District

Steve Young

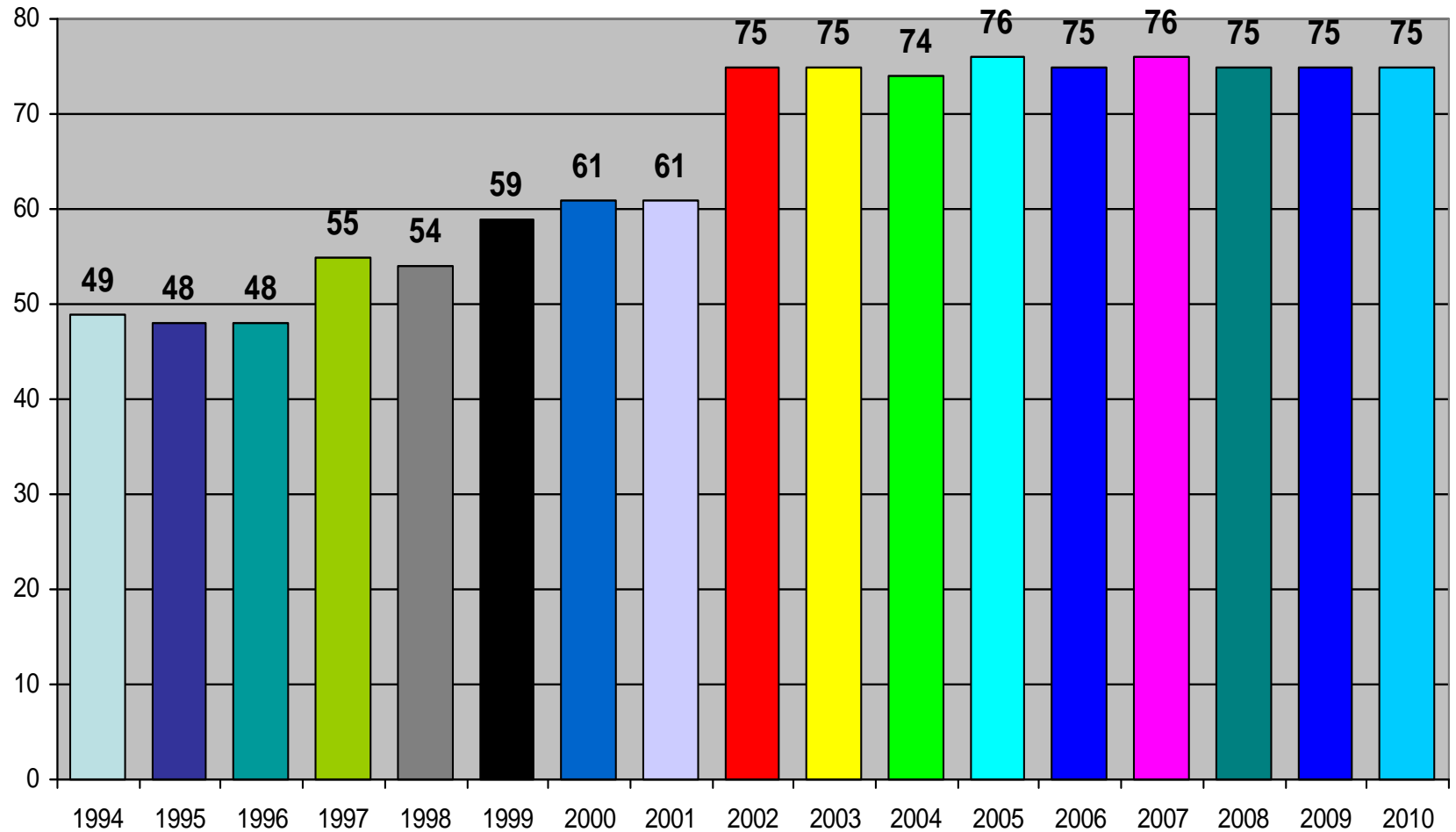
March 23, 2010

Student Participation By Season



Number of Teams by Year

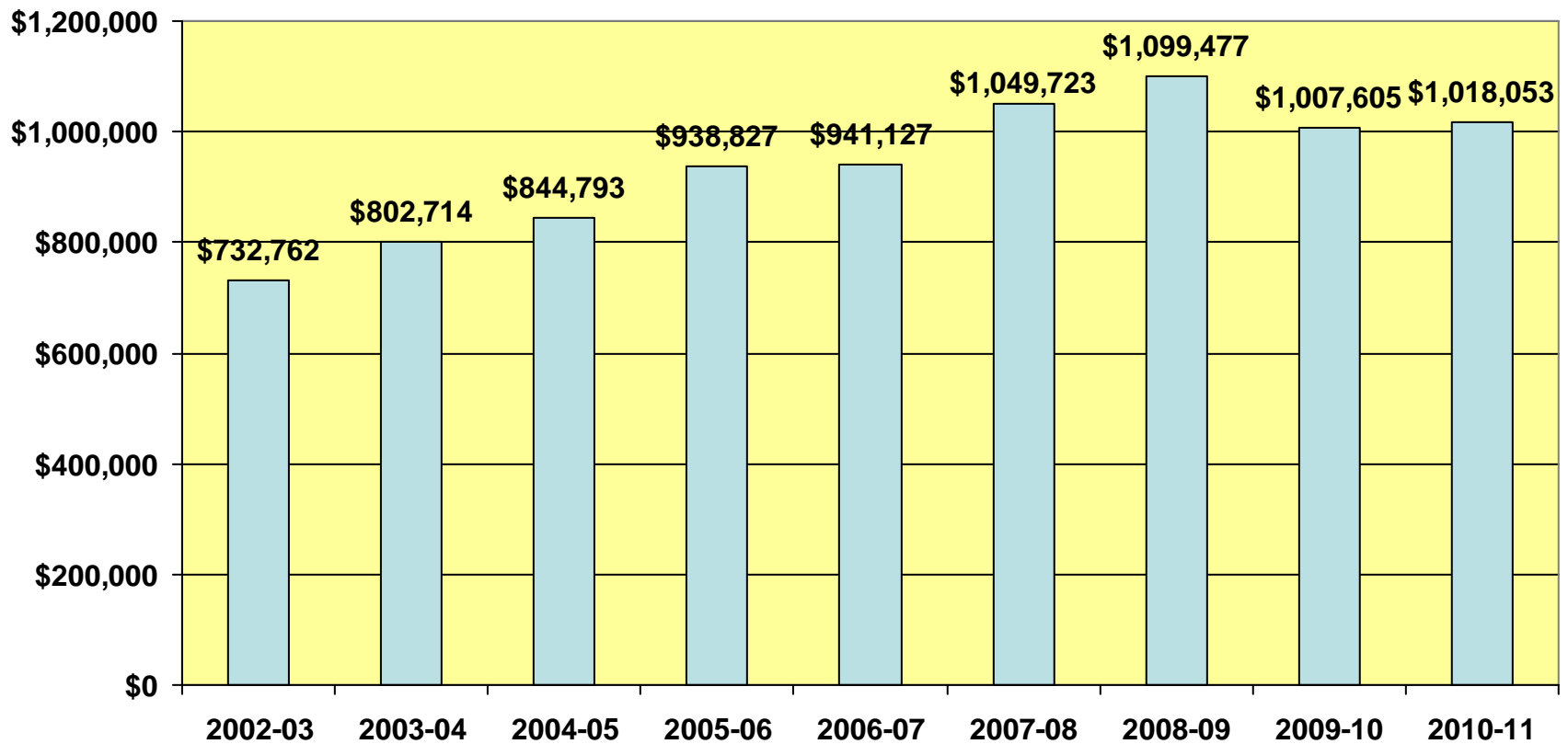
All Levels



COACHING POSITIONS 2009-2010

- High School Coaching Positions 71
- Middle School Coaching Positions 28
- Volunteer Coaches 10
- Total 109

Athletic Budget 2002-03 to 2010-11



Achievements in 2009-2010

- Sponsored successful tournaments in wrestling, boys' and girls' basketball.
- Since the spring season we had league champions in boys' soccer, boys' tennis, girls' tennis, boys' swimming and diving, and girls' basketball.
- All of our fall and winter varsity teams have achieved Scholar-Athlete distinction from the New York State Public High School Athletic Association for achieving a team-GPA of 90 and above.
- Ninety-five student-athletes have received recognition for achieving All-League status and higher over the past 3 seasons.
- Two coaches received "Coach of the Year" honors in their respective sports.


Athletic Budget 2010-2011

2008-09	2008-09	2009-10	2009-10	2010-11	Approved vs.	
Approved		Approved	Year End	Proposed	Proposed	
Budget	Actual	Budget	Estimate	Budget	Diff. \$	Diff. %

Budget Codes

Interscholastic Athletic

Coaching Salaries	2855	152	40	571,571	555,024	571,571	560,000	571,571		
Athletic Trainer	2855	153	40	48,645	48,645	50,348	50,348	52,110		
Chaperones	2855	154	40	26,463	22,646	26,463	23,000	25,463		
Fitness Center Supervisor	2855	155	40	17,431	10,788	13,500	13,500	15,000		
Athletic Coordinator	2855	156	40	15,874	9,493	12,000	11,791	12,204		
Non-Instr Salary	2855	160	40	52,993	52,967	56,479	55,979	59,133		
Non-Instr Salary Overtime	2855	161	40	1,000	3,139	500	500	1,000		
Equipment	2855	200	40	36,000	89,417	14,000	14,000	12,000		
Contractual	2855	400	40	600	-	600	600	600		
Ice Hockey Program - Other	2855	400	40 H	25,000	25,271	12,500	12,500	10,000		
Athletic Services	2855	401	40	34,600	23,134	25,000	25,000	26,000		
Travel/Conferences	2855	415	40	7,200	6,748	4,200	4,200	4,000		
Facility Rental	2855	432	40	29,000	27,282	25,000	25,000	27,000		
Laundry/Reconditioning	2855	433	40	34,000	23,789	29,000	29,000	30,000		
Equipment Repair	2855	434	40	8,000	1,876	5,000	5,000	4,000		
Awards	2855	445	40	2,100	2,113	1,850	1,850	1,600		
Tournament Entry Fees & Dues	2855	446	40	12,000	9,531	9,750	9,750	9,350		
Printing	2855	448	40	2,000	529	1,400	1,400	1,200		
Supplies	2855	450	40	83,000	117,099	64,000	64,000	63,000		
BOCES	2855	490	40	92,000	88,225	84,444	96,813	92,822		
TOTAL	2855			\$ 1,099,477	\$ 1,117,715	\$ 1,007,605	\$ 1,004,231	\$ 1,018,053	\$ 10,448	1.04%



End of Presentation