

2022 CCSD School Security Survey Results

Prepared for:



November 2022

Research Objectives

1

Explore the current security “climate”

2

Understand any changes in perceptions relative to the initial stakeholder survey conducted in 2019

3

Identify any perceived gaps in security that CCSD may wish to consider for future planning and implementation

Research Design

Who

- Community Members
- Faculty/Staff in CCSD
- HGHS Students

What




Online survey, developed collaboratively between CCSD and JJN Consulting; approximately 10 minutes in length

When

Survey was administered between October 11 and 23, 2022

Response Rates

Response rates were very strong, especially in the Faculty and Student audiences, and exceeded those observed in the 2019 survey.

	Community	Faculty/Staff	Students
Emails Sent 	3,564	709	1,148
Surveys Completed 	603	366	768
Response Rate 	17% ↑	52% ↑	67% ↑
2019 RR	10%	42%	38%

Response rates in a typical blinded online market research study would be around 1-2%; this may get closer to 5-10% in an unblinded study, depending on level of engagement and incentives. Net, CCSD response rates would be considered above average.

Five Key Learnings

1

School safety is a top priority

2

CCSD is given positive ratings on safety

3

However, feelings of susceptibility to a threat remain

4

There is a sense there is more that can be done

5

Mixed reaction to what should be done

School safety is a top priority, on par with student acceptance and academic achievement

Importance of School Issues

% Very Important

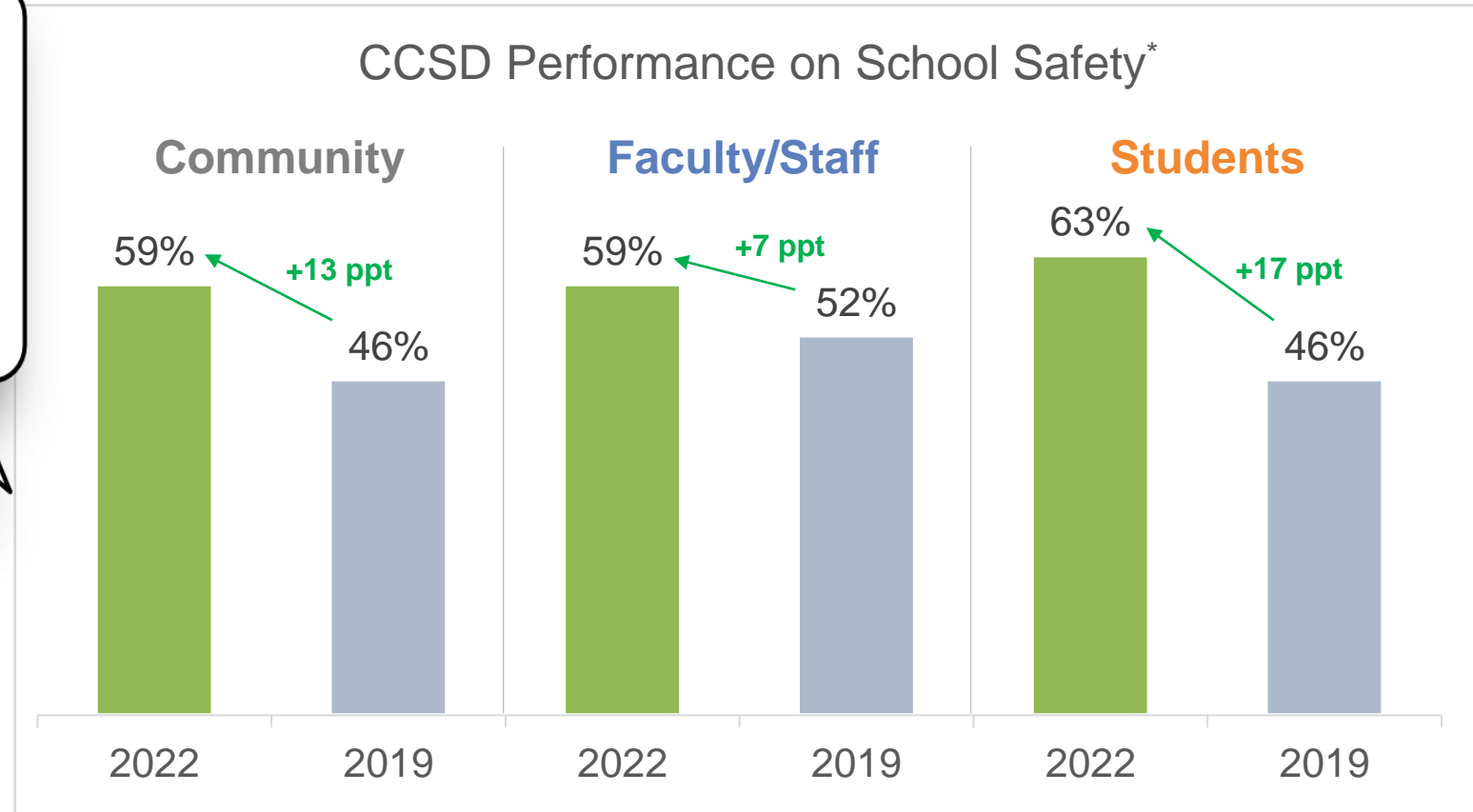
	Community	Faculty/Staff	Students
School security	70%	48%	50%
Acceptance of all students	68%	64%	52%
Academic opportunities for students of all ability levels	65%	53%	50%
Mental health education & support	60%	55%	43%
Communication between school & parents	58%	42%	18%
Academic achievement	56%	39%	46%
Arts	31%	30%	13%
Sports/athletics	17%	23%	20%

We need to be prepared, since school safety is an ongoing threat. [Faculty]

School safety plays a crucial role in students' development and academic success, students who feel safe at school have better emotional health. [Community]

Perceptions of safety at CCSD are favorable, and have improved since 2019

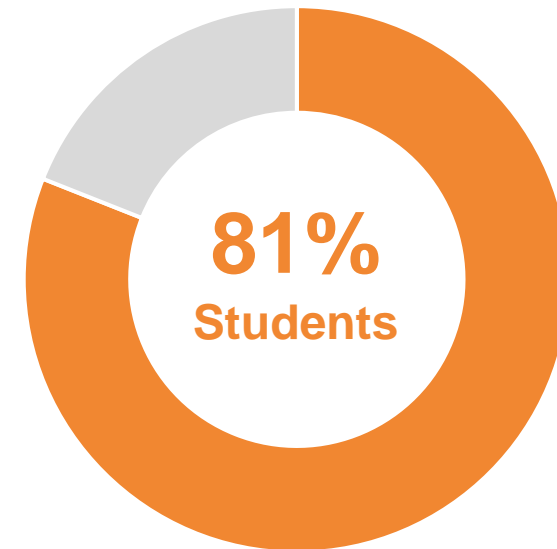
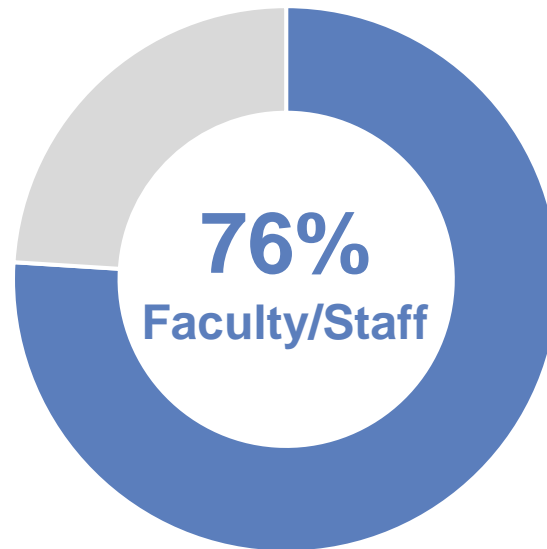
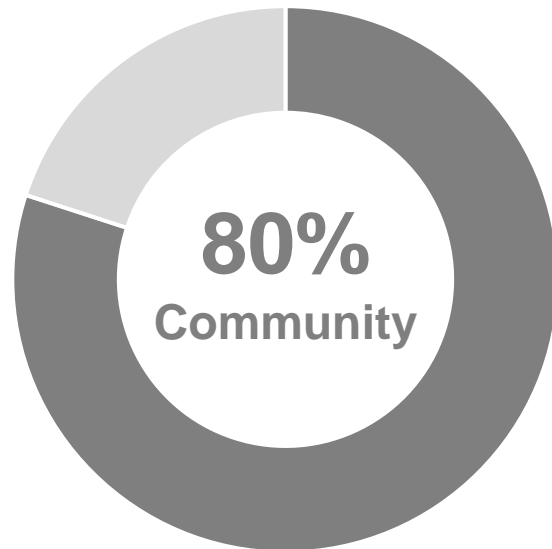
With an open campus there are inherent risks, however I feel CCSD is doing a very good job of keeping our children safe.
[Community]



*% indicating CCSD performs extremely or very well

And there is broad agreement with the sentiment of 'feeling safe' in school buildings

Agreement with: *'Feel my child is safe/I feel safe in school'**

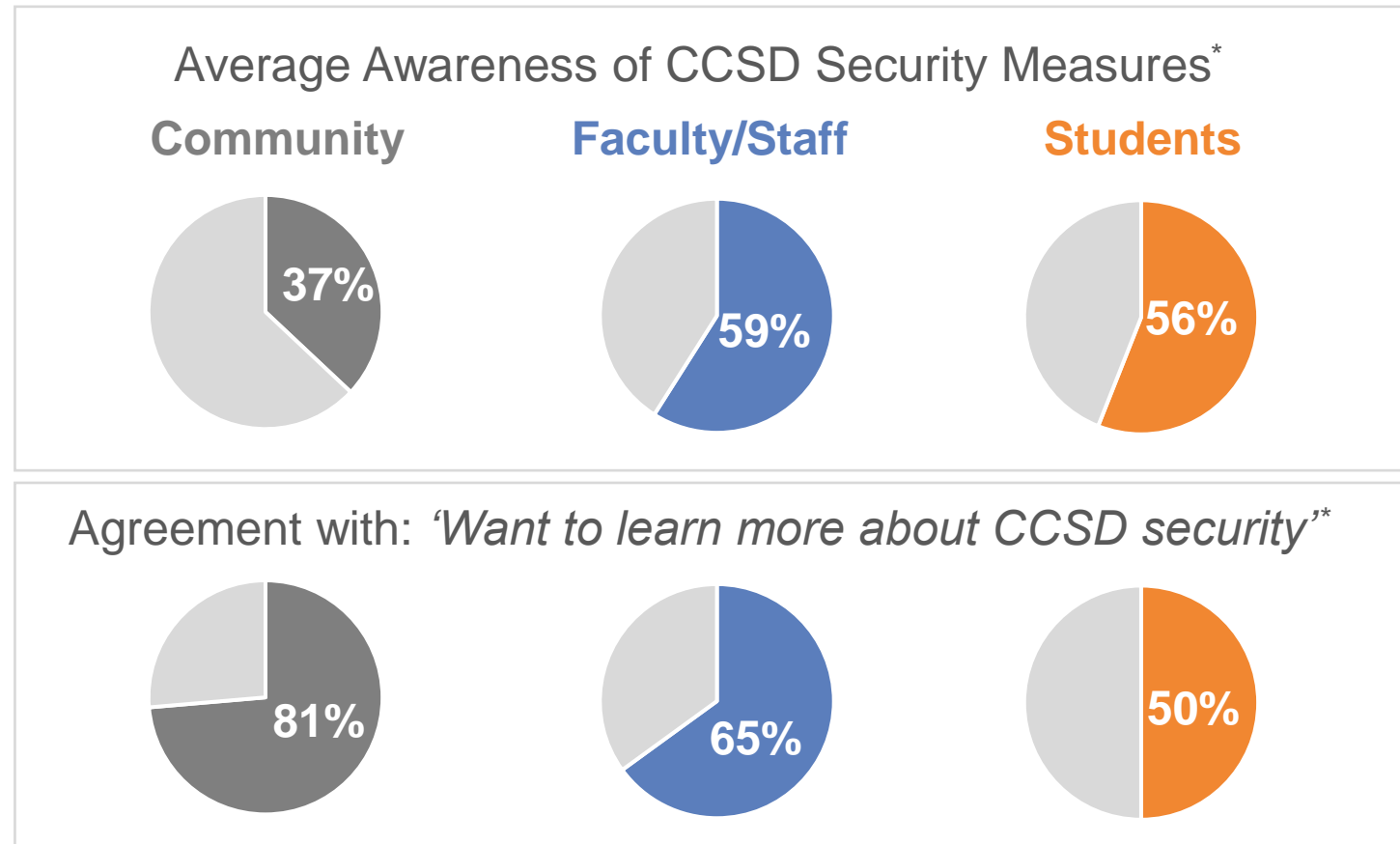


I think that Greeley is trying to increase their safety protocols, which makes me feel safer. [Student]

*% indicating they somewhat or strongly agree

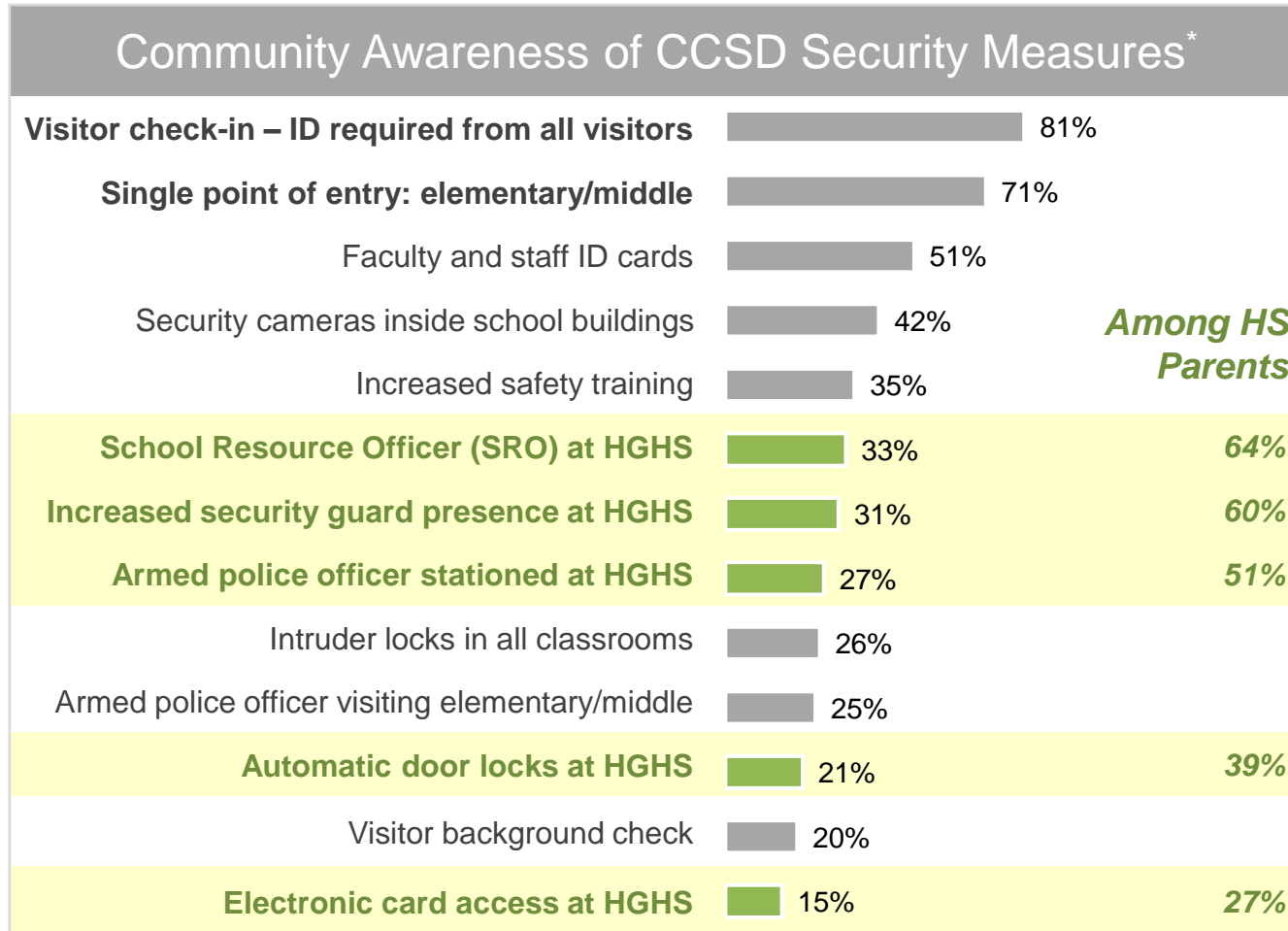
However, awareness of CCSD's security efforts is *not* universal

Today, Community members have *weaker* awareness of measures that have been implemented, and *strongest* desire to learn more.



*Average awareness based on total of thirteen (13) measures evaluated; agreement (somewhat or strongly agree) with "I would like to better understand the protocols that are followed with respect to security in our schools."

Today, Community most aware of visitor check-in and single point of entry in lower schools

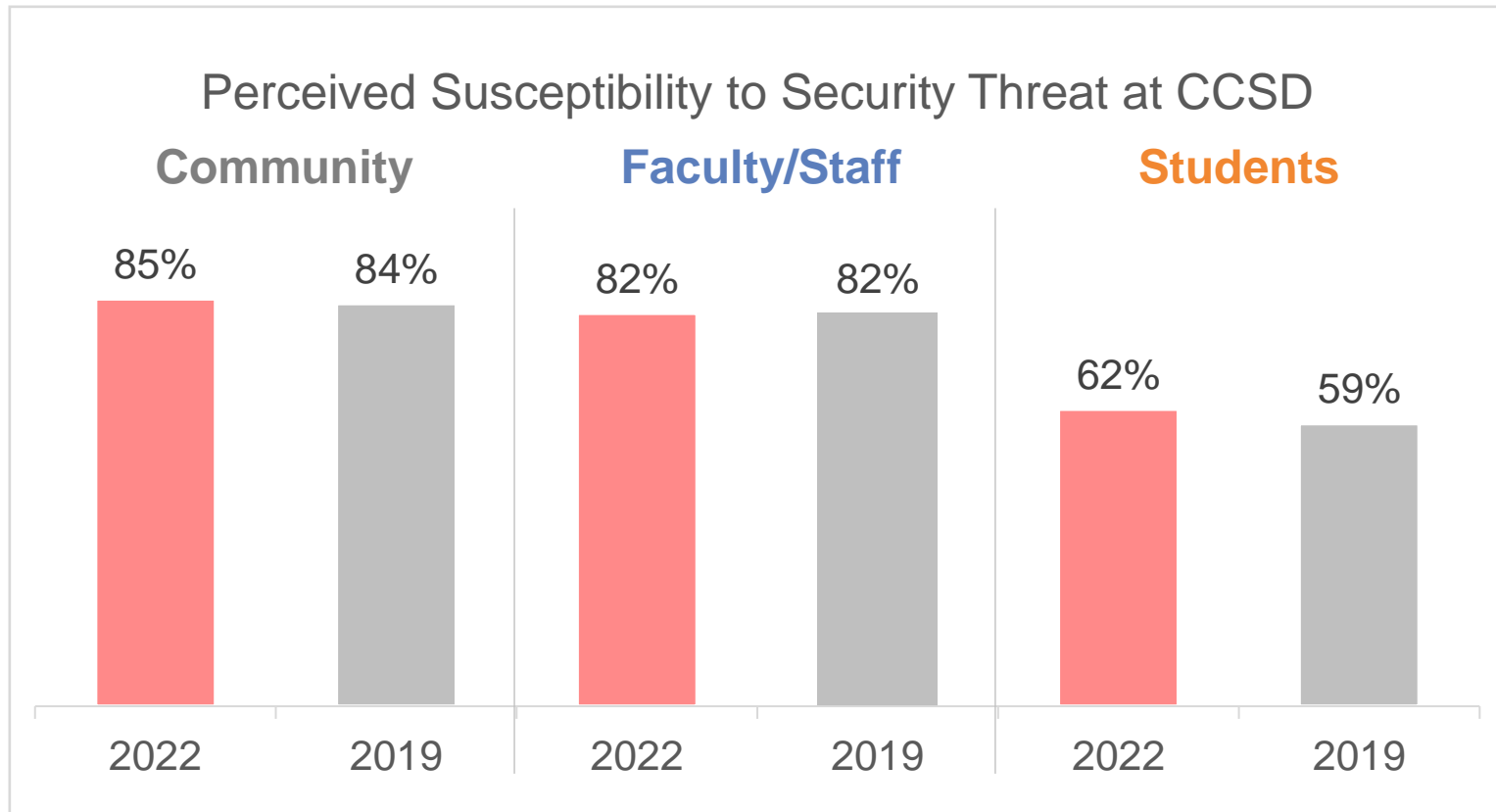


Greeley-specific measures have much greater awareness among HS parents yet are still *not* universally known.

*% indicating awareness of security measure

Susceptibility to a threat remains a concern

Majority perceive *some* level of susceptibility to a threat; this is unchanged relative to 2019.

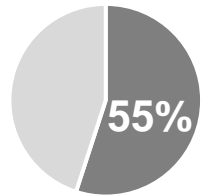


There is *always* a possibility of an armed and determined individual to cause problems at any of our schools. You really can't plan for all potential attacks, but CCSD has done a lot to be prepared and avoid most easy access opportunities...
[Faculty]

*% indicating some somewhat, very or extremely susceptible

There is a sense that *more* can be done, especially among Community and Faculty members

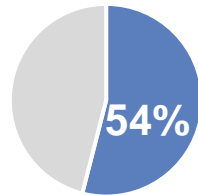
Anything Missing in Terms of School Security*



Community

Kids seem to be completely unprotected at recess and other times outdoors.

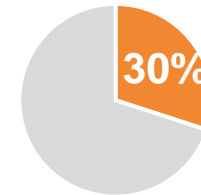
Not sure how the school is tracking any behavior related issues or bullied children which are the typical symptoms behind school related attacks.



Faculty/Staff

Having an *open campus with multiple points of entry* negates any gain from increased security measures.

Monitoring students who express threatening behaviors more vigilantly and enforcing swifter consequences for violent comments and tendencies.



Students

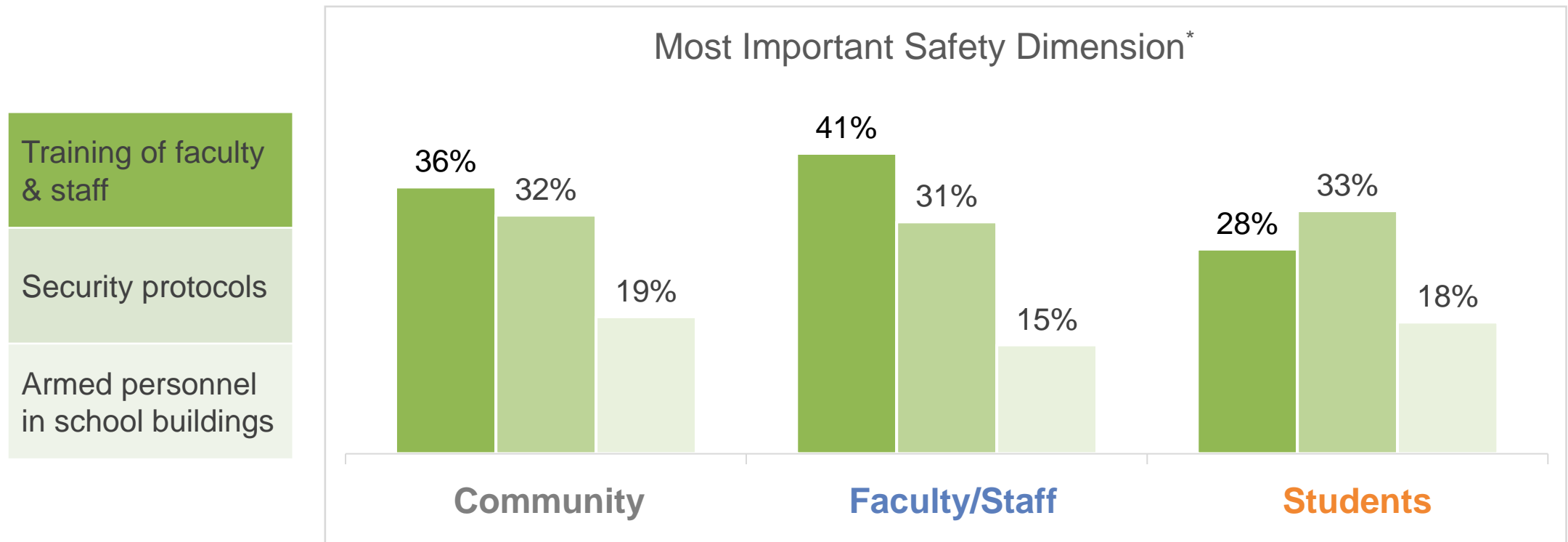
Amongst students, *mental health is definitely the biggest threat*, more-so than an intruder.

I think *L building is very unsafe*, all glass, only some doors lock, very open.

*% indicating that they feel there are things missing from current security measures

Training and protocol are seen as *most* important measures CCSD can take

Armed personnel selected less often across all stakeholders

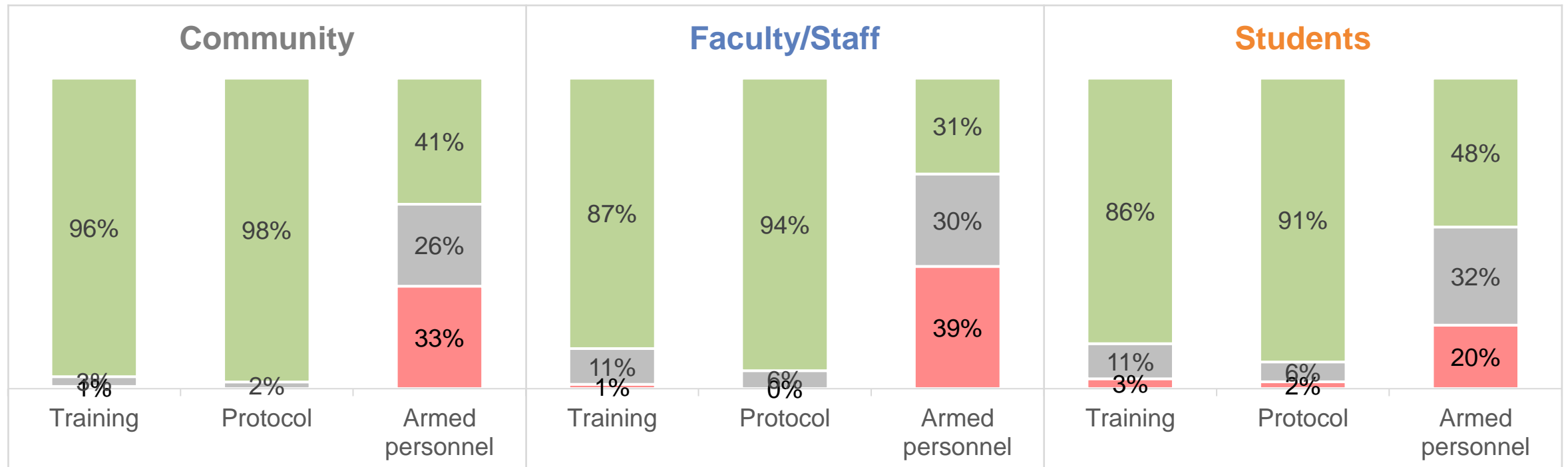


*% selecting as most important of five dimensions evaluated

Further, training and protocol have near universal support, while armed personnel is polarizing

Importance of Safety Dimensions*

■ Not at all/not very important ■ Somewhat important ■ Very/extremely important



Implications & Recommendations for CCSD

- ❑ Opportunity to **better communicate existing security measures** to create broader awareness and improve perceptions of student safety
- ❑ **Training and protocol seen as optimal focus of security efforts** – teachers are our “boots on the ground” and as the “grown-ups in the room” they need to feel confident and empowered in an emergency situation
- ❑ **Armed personnel does not have widespread support.** Though there is a group of stakeholders who feel strongly about the need for implementing such a measure across the district, there is a group of similar size who are strongly opposed – as such, these results suggest that utilizing school funding to institute this measure would not be widely accepted.
- ❑ Findings also reveal **certain, specific areas of vulnerability that the district may wish to further explore**, namely, outside activity areas (especially at elementary school level), L building at HGHS, addressing mental health concerns and improved enforcement of existing measures (e.g., use of door locks). Further, there is strong sentiment among parents of children in elementary and middle school that the same level of security should be implemented across the district (as has been implemented in HGHS).

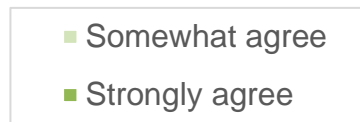
Detailed Findings

Overall Perceptions of CCSD

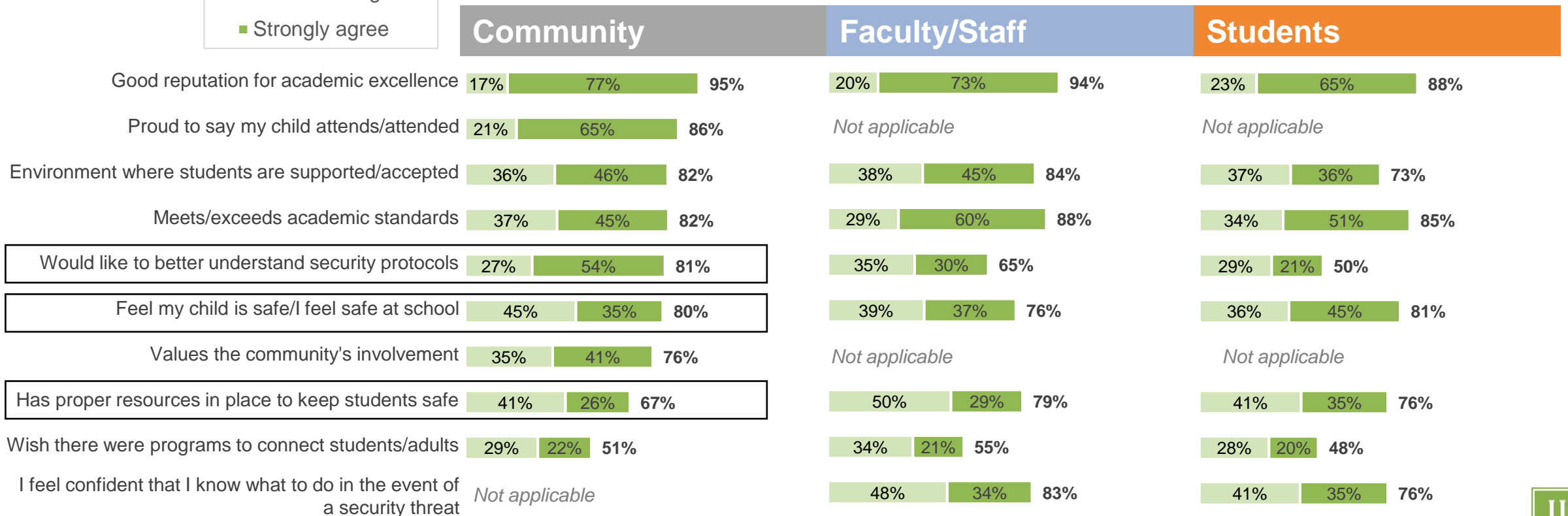


Agreement with Statements About CCSD

Majority agree with CCSD having a favorable reputation for academic excellence. Specific ratings among Community audience suggest there is room for improvement in terms of educating on security protocols and measures that are in place.



Agreement with Statements About CCSD



Base: Community=520-597, Faculty=340-364, Students=725-759 *Don't know responses removed from analysis

A1. COMM: For each statement below, please indicate how much you agree or disagree with that statement as it pertains to you and your family. FACULTY: For each statement below, please indicate how much you agree or disagree with that statement as it pertains to you and your experience working in CCSD. STUDENT: For each statement below, please indicate how much you agree or disagree with that statement as it pertains to you and your experience going to school at Horace Greeley High School.



Trend: Agreement with Statements About CCSD

Ratings remain mostly similar to those observed in 2019, with some increase observed among Students for agreement with 'having the proper resources in place to keep students safe.'

Agreement with Statements About CCSD (T2B)

	Community			Faculty/Staff			Students		
	2022	2019	Change	2022	2019	Change	2022	2019	Change
Good reputation for academic excellence	95%	95%	0	94%	96%	-2	88%	89%	-1
Proud to say my child attends/attended	86%	88%	-2	n/a	n/a	n/a	n/a	n/a	n/a
Environment where students are supported/accepted	82%	78%	+4	84%	87%	-3	73%	72%	+1
Meets/exceeds academic standards	82%	85%	-3	88%	94%	-6	85%	84%	+1
Would like to better understand security protocols	81%	79%	+2	65%	71%	-6	50%	51%	-1
Feel my child is safe/I feel safe at school	80%	81%	-1	76%	76%	0	81%	81%	0
Values the community's involvement	76%	73%	+3	n/a	n/a	n/a	n/a	n/a	n/a
Has proper resources in place to keep students safe	67%	70%	-3	79%	77%	+2	76%	68%	+8
Wish there were programs to connect students/adults	51%	51%	0	55%	56%	-1	48%	50%	-2
I feel confident that I know what to do in the event of a security threat	n/a	n/a	n/a	83%	87%	-4	76%	76%	0

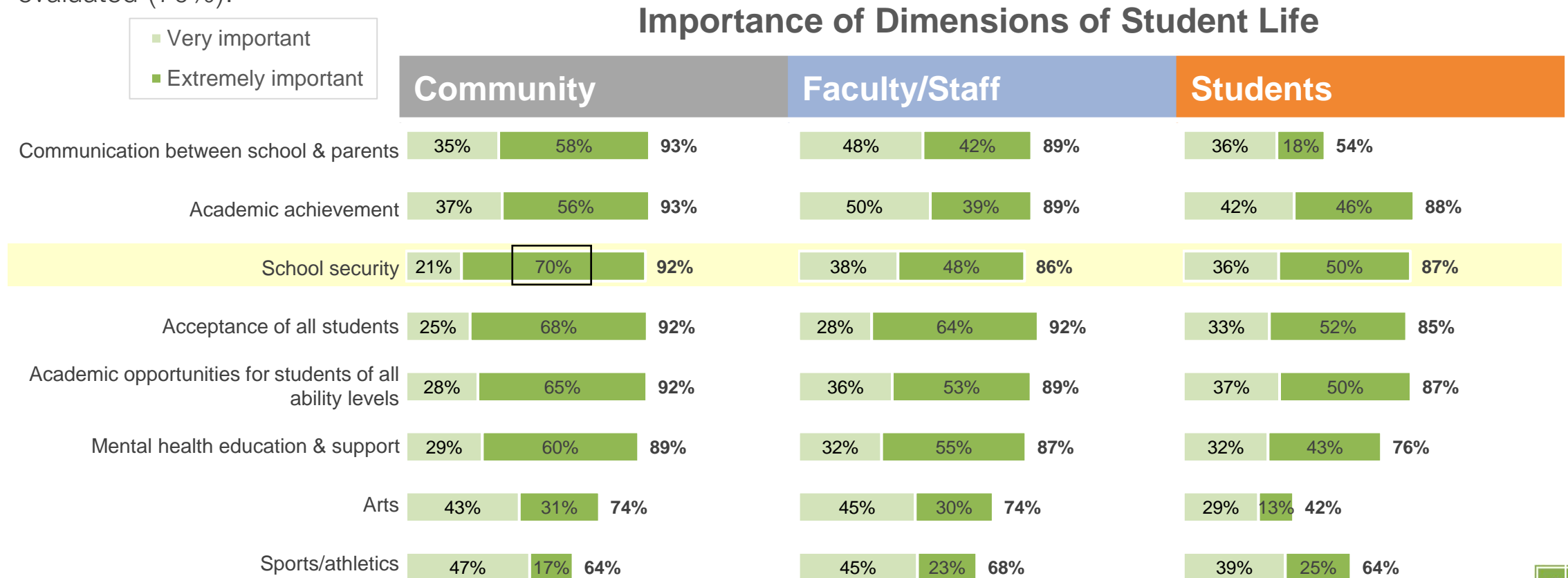
2022 Base: Community=520-597, Faculty=340-364, Students=725-759 *Don't know responses removed from analysis

A1. COMM: For each statement below, please indicate how much you agree or disagree with that statement as it pertains to you and your family. FACULTY: For each statement below, please indicate how much you agree or disagree with that statement as it pertains to you and your experience working in CCSD. STUDENT: For each statement below, please indicate how much you agree or disagree with that statement as it pertains to you and your experience going to school at Horace Greeley High School.



Importance of Dimensions of Student Life

School security ranks among highest in terms of dimensions of student life – on par with academics and acceptance. In fact, among Community members, security earns the strongest “extremely important” rating of all dimensions evaluated (70%).

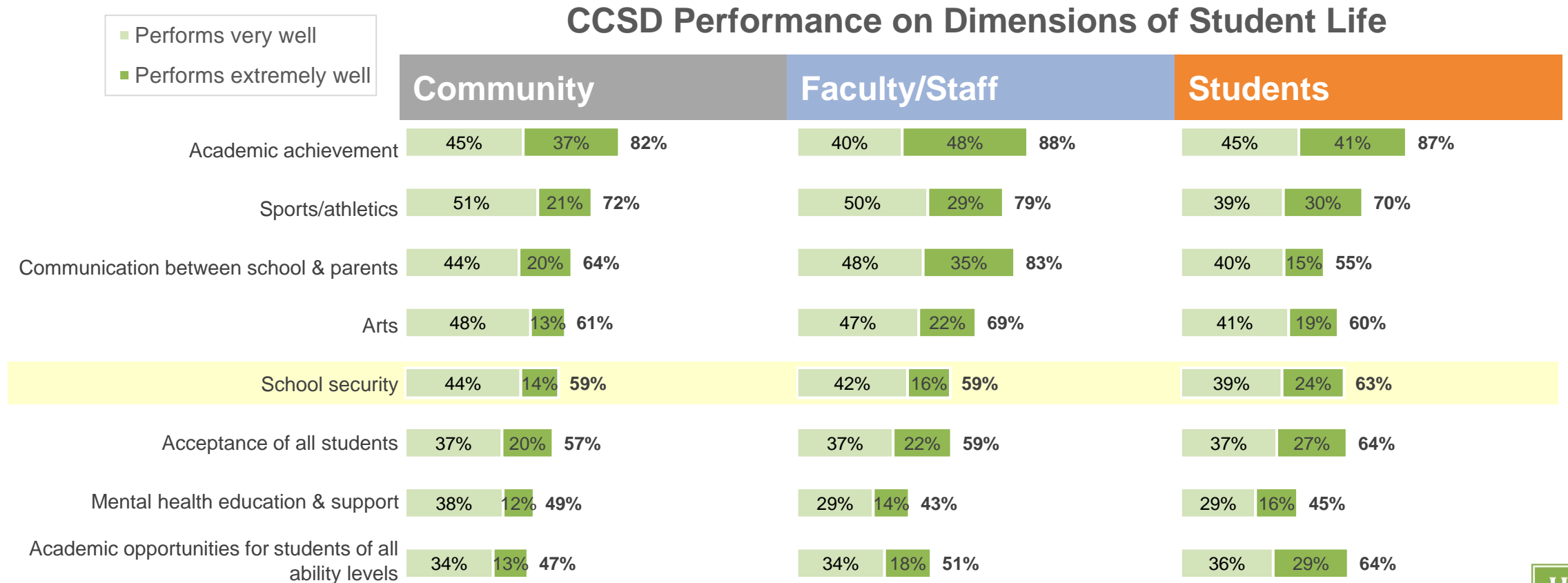


Base: Community=603, Faculty=366, Students=768

A2. Next, we would like to ask you to evaluate various dimensions of student life in terms of your personal thoughts on their importance to the success of CCSD. Please answer these questions based on your beliefs and to the best of your knowledge about CCSD.

CCSD Performance on Dimensions of Student Life

Ratings of performance on these same dimensions of student life reveal some gaps – notably, in the area of school security.



Base: Community=421-552, Faculty=315-353, Students=702-742 *Don't know responses removed from analysis
 A3. To the best of your knowledge, please evaluate the following dimensions of student life in terms of how well CCSD performs on these dimensions today.

Trend: CCSD Performance on Dimensions of Student Life

Thoughts on CCSD's performance related to school security shows at least some increase across all audiences (notably, among Students).

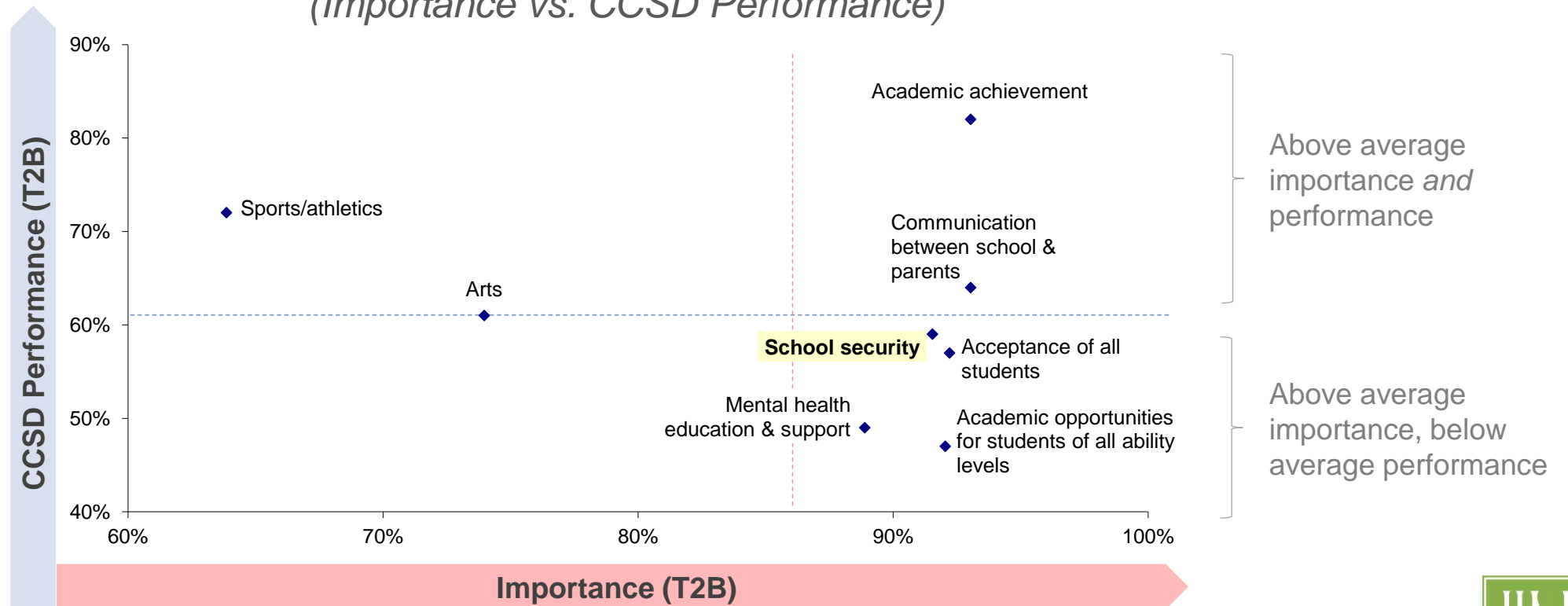
CCSD Performance on Dimensions of Student Life (T2B)

	Community			Faculty/Staff			Students		
	2022	2019	Change	2022	2019	Change	2022	2019	Change
Academic achievement	82%	80%	+2	88%	94%	-6	87%	84%	+3
Sports/athletics	72%	58%	+14	79%	80%	-1	70%	56%	+14
Communication between school & parents	64%	55%	+9	83%	80%	+3	55%	52%	+3
Arts	61%	61%	0	69%	86%	-17	60%	59%	+1
School security	59%	46%	+13	59%	52%	+7	63%	46%	+17
Acceptance of all students	57%	60%	-3	59%	68%	-9	64%	55%	+9
Mental health education & support	49%	35%	+14	43%	43%	0	45%	41%	+4
Academic opportunities for students of all ability levels	47%	46%	+1	51%	64%	-13	64%	58%	+6

Community Quadrant Map

Among Community members, school security is among the highest in importance ratings, but falls just below average in terms of perceived CCSD performance.

COMMUNITY: Quadrant Map of Student Life Dimensions
(Importance vs. CCSD Performance)



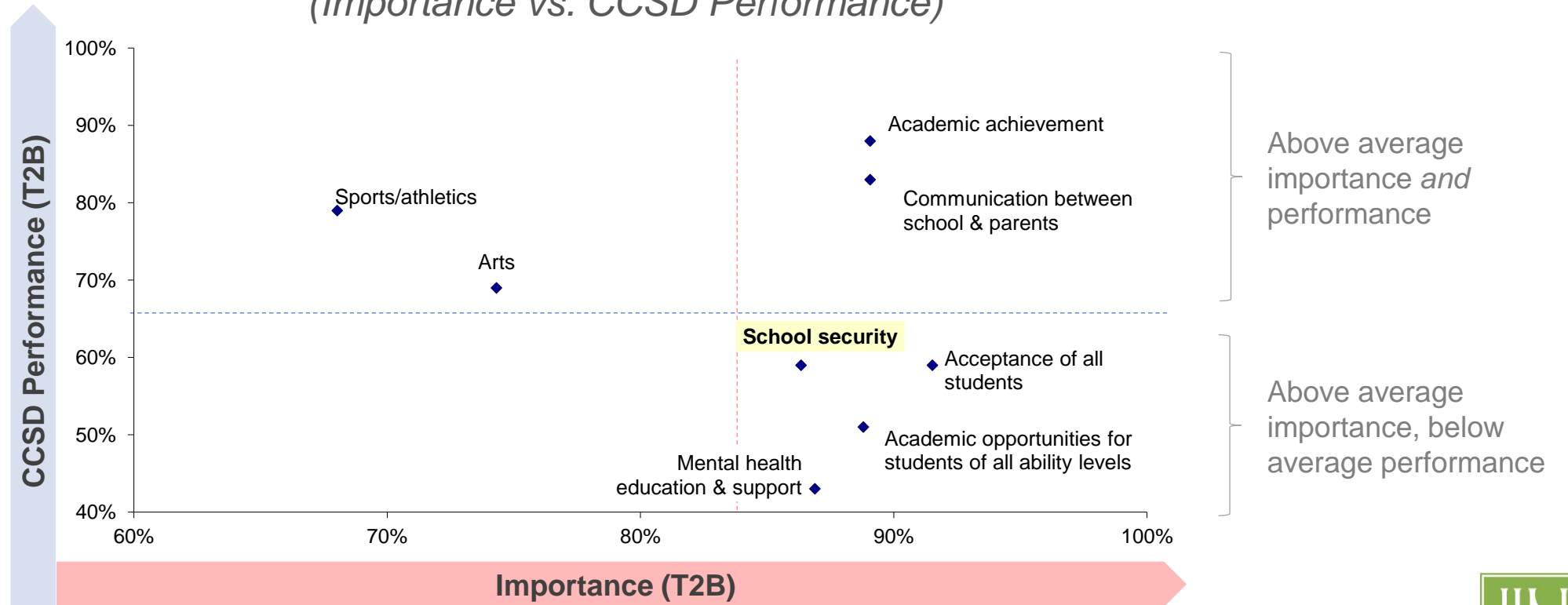
Base: Community=603/421-552 *Don't know responses removed from analysis

A2. Next, we would like to ask you to evaluate various dimensions of student life in terms of your personal thoughts on their importance to the success of CCSD. Please answer these questions based on your beliefs and to the best of your knowledge about CCSD. A3. To the best of your knowledge, please evaluate the following dimensions of student life in terms of how well CCSD performs on these dimensions today.

Faculty/Staff Quadrant Map

Same pattern is observed among Faculty/Staff.

FACULTY/STAFF: Quadrant Map of Student Life Dimensions
(Importance vs. CCSD Performance)



Base: Faculty=366/315-353 *Don't know responses removed from analysis

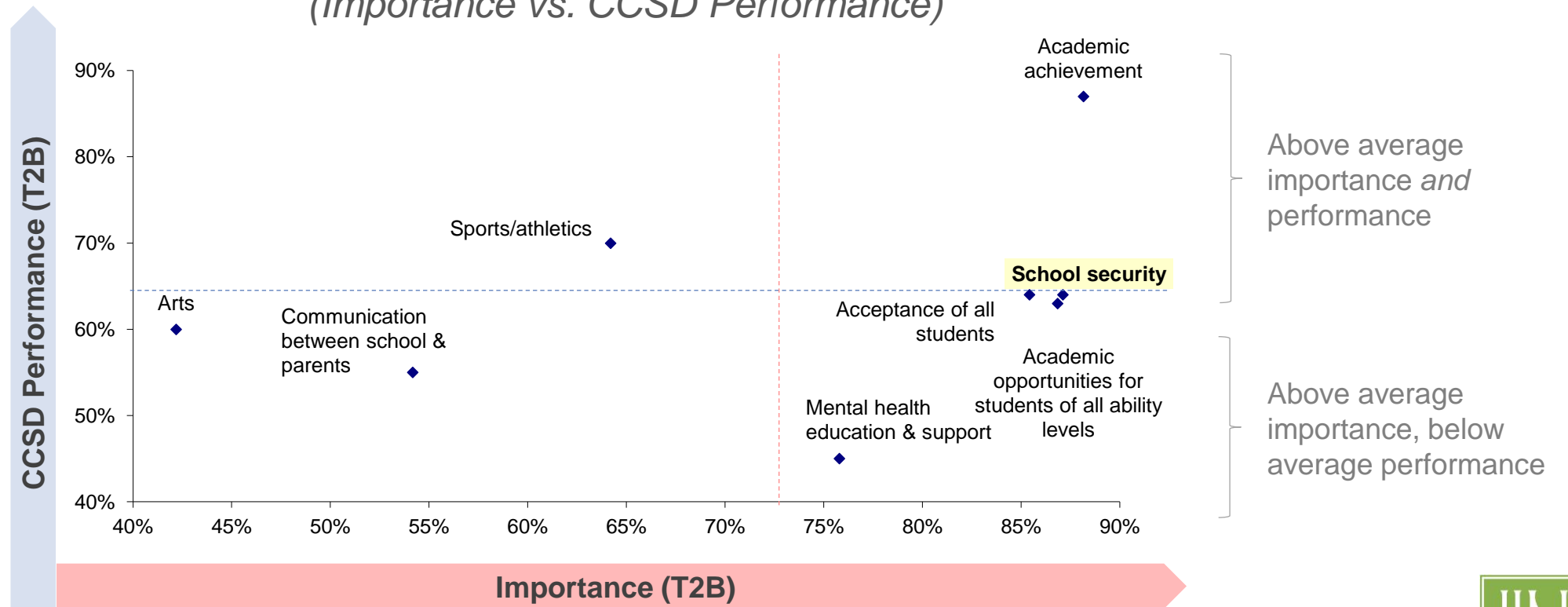
A2. Next, we would like to ask you to evaluate various dimensions of student life in terms of your personal thoughts on their importance to the success of CCSD. Please answer these questions based on your beliefs and to the best of your knowledge about CCSD. A3. To the best of your knowledge, please evaluate the following dimensions of student life in terms of how well CCSD performs on these dimensions today.



Student Quadrant Map

As well as among HGHS Students.

STUDENTS: Quadrant Map of Student Life Dimensions (Importance vs. CCSD Performance)



Base: Students=768/702-742 *Don't know responses removed from analysis

A2. Next, we would like to ask you to evaluate various dimensions of student life in terms of your personal thoughts on their importance to the success of CCSD. Please answer these questions based on your beliefs and to the best of your knowledge about CCSD. A3. To the best of your knowledge, please evaluate the following dimensions of student life in terms of how well CCSD performs on these dimensions today.

Detailed Findings

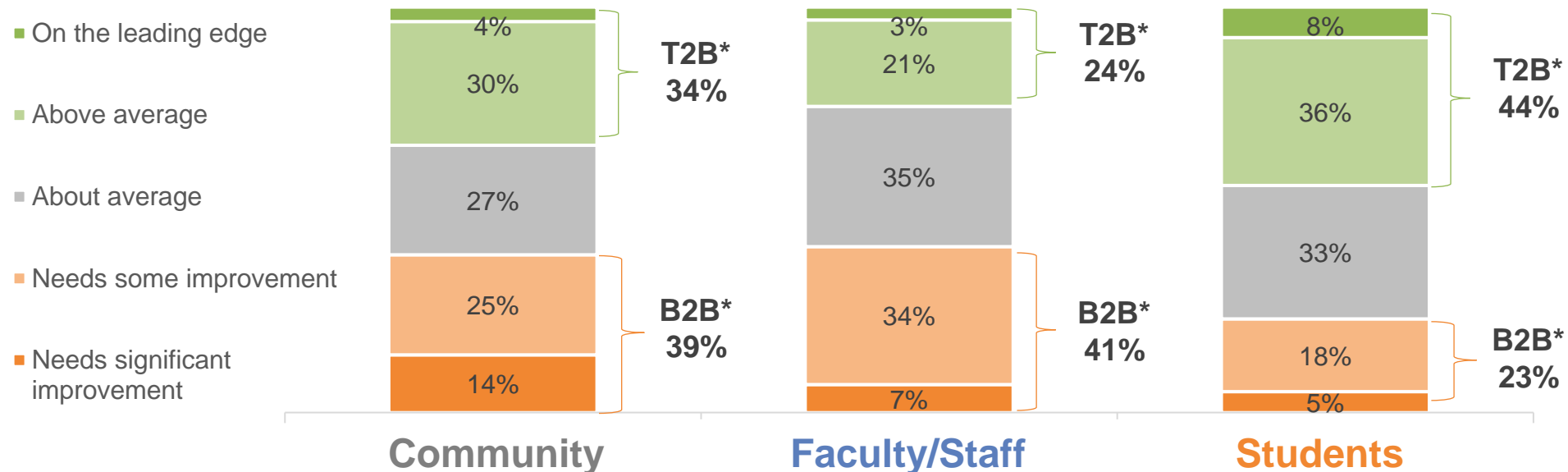
Opinions on Security at CCSD



Perceptions of CCSD Security

Prior to being prompted about security measures that have been implemented at CCSD, a majority of all audiences feel that CCSD is at or above average in terms of existing security; in particular, students appear most favorable to the level of security that the district has in place.

Perceptions of CCSD Security BEFORE Asking About Existing Security Measures



Base: Community=499, Faculty=347, Students=714 *Don't know responses removed from analysis

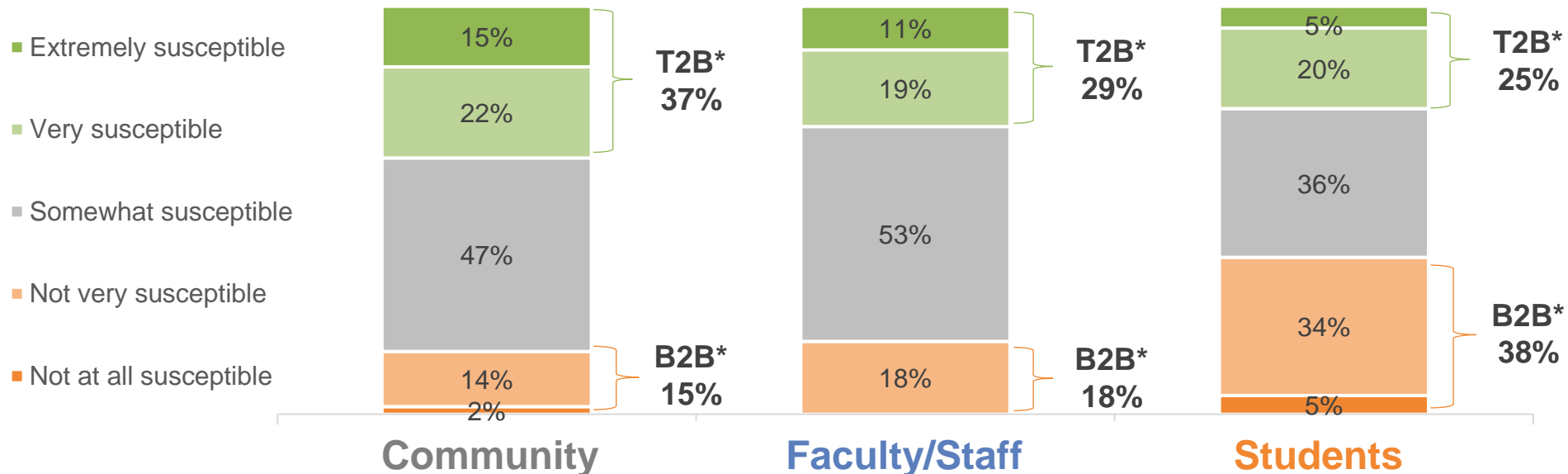
B1. Thinking about the security of CCSD overall, which comes closer to your opinion?

*T2B= Top 2 Box (ratings of 4 or 5), B2B=Bottom 2 Box (ratings of 1 or 2)

Perceptions of CCSD Susceptibility to Security Threat

Despite a mostly positive view of existing security measures, most respondents feel at least some level of susceptibility to security threats; notably, students less-so.

Perceptions of CCSD Susceptibility to Threat
BEFORE Asking About Existing Security Measures



Base: Community=538, Faculty=336, Students=674 *Don't know responses removed from analysis

B2. How susceptible, if at all, do you feel CCSD schools are to a security threat? By "security threat" we are referring to any person or people inside or outside of the campus who pose a safety concern. *T2B= Top 2 Box (ratings of 4 or 5), B2B=Bottom 2 Box (ratings of 1 or 2)

Sub-Groups: Perceptions of Security & Susceptibility

HS Faculty/Staff show clear divergence from those in elementary and middle schools – much stronger perception of susceptibility, despite having more security measures in place.

Perceptions of Security & Susceptibility by Grade Level (T2B)

	Community			Faculty/Staff			Students
	Elem	Middle	HS	Elem	Middle	HS	HS
CCSD Security							
Top 2 Box	28%	38%	36%	30%	28%	14%	44%
On the leading edge	3%	3%	5%	4%	2%	2%	8%
Above average	25%	35%	31%	25%	25%	12%	36%
Susceptibility to Threat							
Top 2 Box	39%	37%	36%	27%	13%	52%	25%
Extremely susceptible	15%	14%	13%	9%	6%	21%	5%
Very susceptible	24%	23%	23%	18%	7%	31%	20%

Base: Security: Community: Elementary=272, Middle=206, HS=187; Faculty: Elementary=115, Middle=122, HS=109; Students=714; Susceptibility: Community: Elementary=299, Middle=214, HS=191; Faculty: Elementary=108, Middle=122, HS=107; Students=675 *Don't know responses removed from analysis

B1. Thinking about the security of CCSD overall, which comes closer to your opinion? B2. How susceptible, if at all, do you feel CCSD schools are to a security threat? By "security threat" we are referring to any person or people inside or outside of the campus who pose a safety concern. *T2B= Top 2 Box (ratings of 4 or 5)

Trend: Perceptions of Security & Susceptibility

Among Community members, there has been a positive shift in perceptions of CCSD’s security level; however, perceptions of susceptibility have remained at parity (or have shown a modest, directional increase) since 2019.

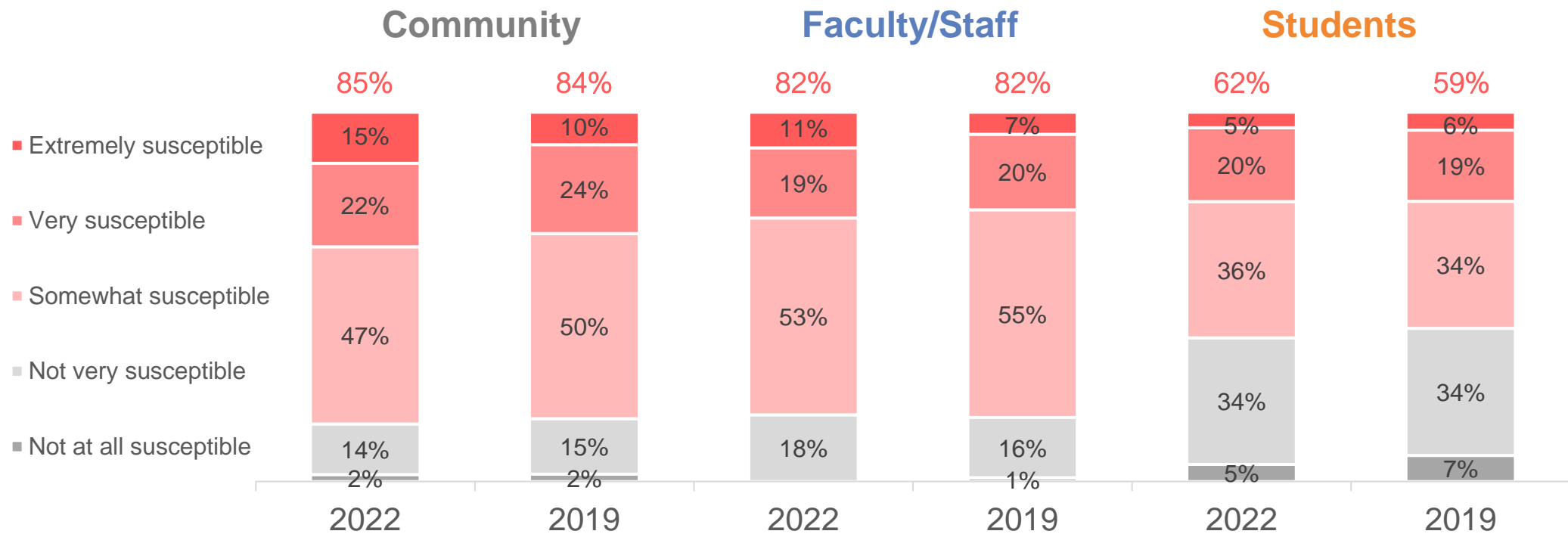
Perceptions of Security & Susceptibility (T2B)

	Community			Faculty/Staff			Students		
	2022	2019	Change	2022	2019	Change	2022	2019	Change
CCSD Security									
Top 2 Box	34%	23%	+11	24%	23%	+1	44%	39%	+5
On the leading edge	4%	2%	+2	3%	2%	+1	8%	7%	+1
Above average	30%	21%	+9	21%	21%	0	36%	32%	+4
Susceptibility to Threat									
Top 2 Box	37%	33%	+4	29%	28%	+1	25%	25%	0
Extremely susceptible	15%	10%	+5	11%	7%	+4	5%	6%	-1
Very susceptible	22%	24%	-2	19%	20%	-1	20%	19%	+1

2022 Base: Security: Community=499, Faculty=347, Students=714; Susceptibility: Community=538, Faculty=336, Students=674 *Don't know responses removed from analysis
 B1. Thinking about the security of CCSD overall, which comes closer to your opinion? B2. How susceptible, if at all, do you feel CCSD schools are to a security threat? By "security threat" we are referring to any person or people inside or outside of the campus who pose a safety concern. *T2B= Top 2 Box (ratings of 4 or 5)

Trend: Perceptions of CCSD Susceptibility to Security Threat

Perceptions of CCSD Susceptibility to Threat ***BEFORE*** Asking About Existing Security Measures

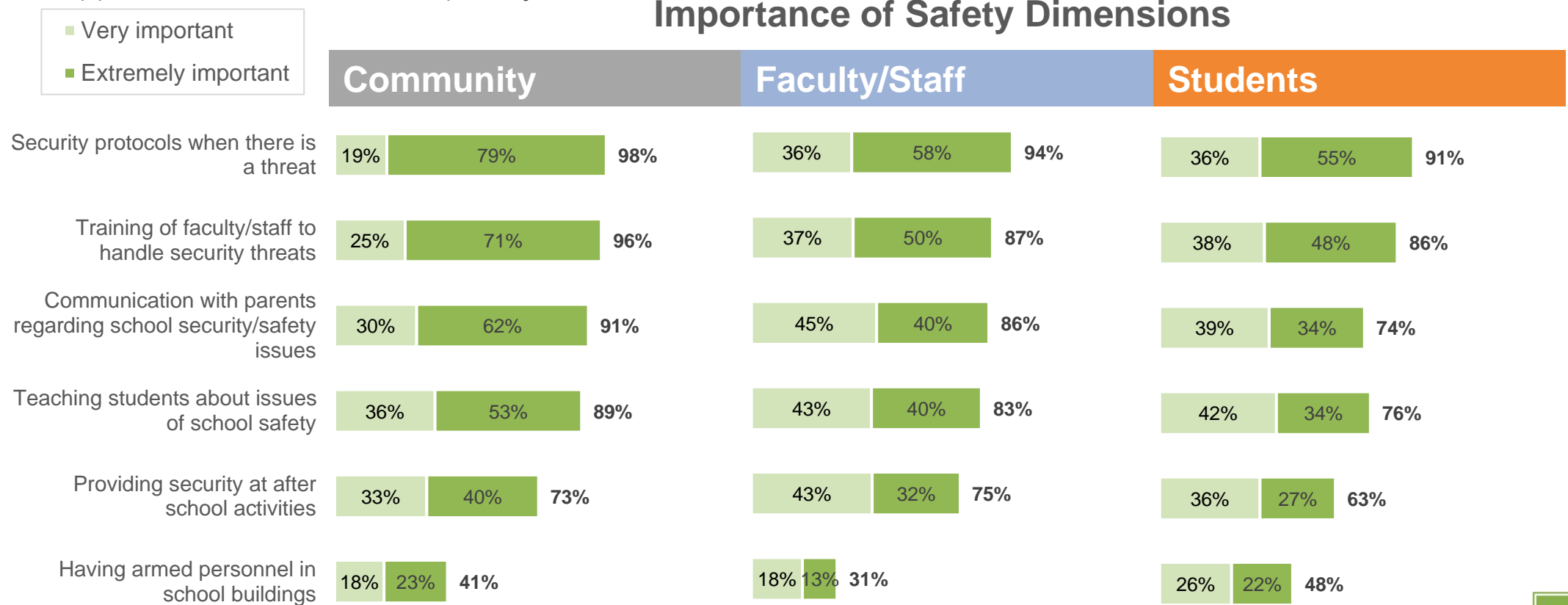


Base: Community=538, Faculty=336, Students=674 *Don't know responses removed from analysis

B2. How susceptible, if at all, do you feel CCSD schools are to a security threat? By "security threat" we are referring to any person or people inside or outside of the campus who pose a safety concern. *T2B= Top 2 Box (ratings of 4 or 5), B2B=Bottom 2 Box (ratings of 1 or 2)

Importance of Safety Dimensions

In terms of perceived importance of specific dimensions of safety *preparedness* - having security protocols, training staff, communicating with parents and teaching students about safety - are of top importance; armed security personnel appears to be a much lower priority across all audiences.

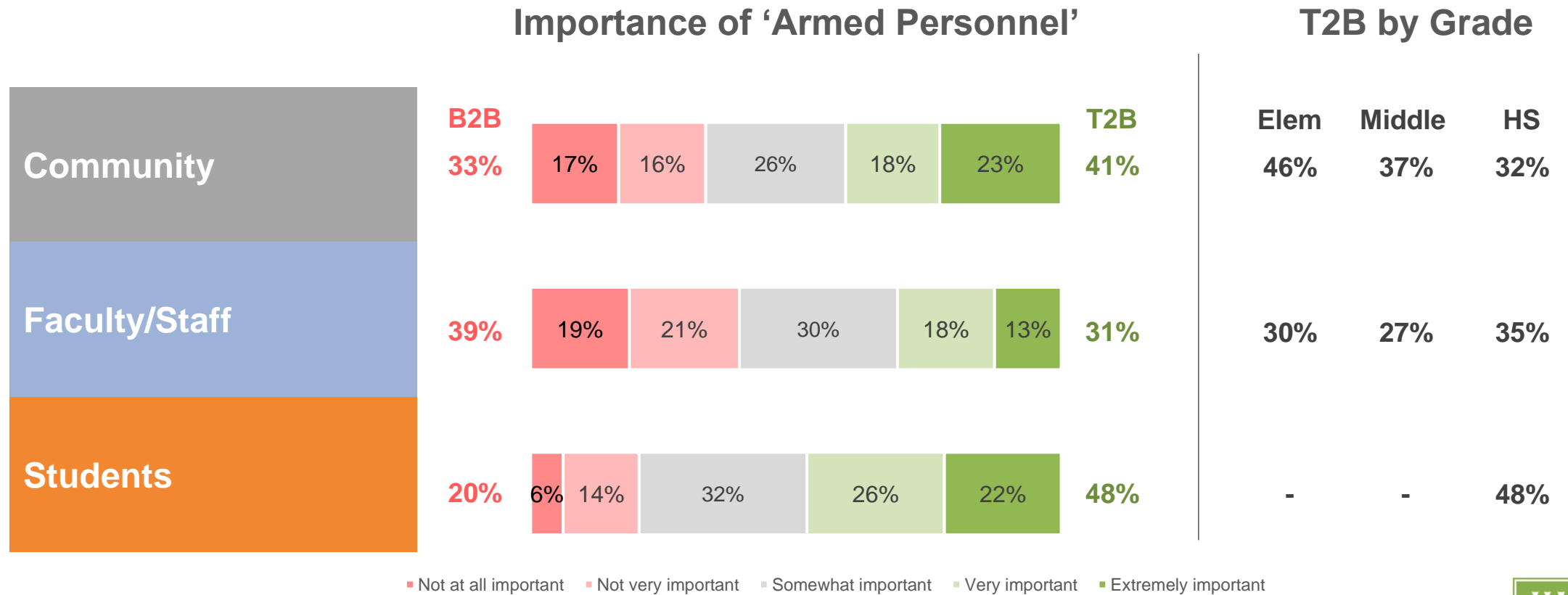


Base: Community=603, Faculty=366, Students=768

B3. Now, thinking about the following dimensions of school safety, please rate each in terms of your personal thoughts on their importance to the safety of students, faculty and staff at CCSD schools.

Importance of 'Armed Personnel'

'Armed personnel' security option is polarizing, with nearly as many finding it 'not important' as 'important.'
Faculty/staff are especially fragmented on this issue.



Base: Community=603, Faculty=366, Students=768; Community by Grade: Elementary=353, Middle=231, HGHS=196; Faculty by Grade: Elementary=121, Middle=129, HGHS=117
B3. Now, thinking about the following dimensions of school safety, please rate each in terms of your personal thoughts on their importance to the safety of students, faculty and staff at CCSD schools.

Trend: Importance of Safety Dimensions

Security protocols and training of faculty/staff remain the highest rated dimensions of safety in 2022.

Importance of Safety Dimensions (T2B)

	Community			Faculty/Staff			Students		
	2022	2019	Change	2022	2019	Change	2022	2019	Change
Security protocols when there is a threat	98%	95%	+3	94%	98%	-4	91%	80%	+11
Training of faculty/staff to handle security threats	96%	92%	+4	87%	95%	-8	86%	76%	+10
Communication with parents regarding school security/safety issues	91%	88%	+3	86%	89%	-3	74%	64%	+10
Teaching students about issues of school safety	89%	86%	+3	83%	90%	-7	76%	64%	+12
Providing security at after school activities	73%	64%	+9	75%	77%	-2	63%	50%	+13
Having armed personnel in school buildings*	41%	n/a	n/a	31%	n/a	n/a	48%	n/a	n/a

*New safety dimension in 2022 survey

2022 Base: Community=603, Faculty=366, Students=768

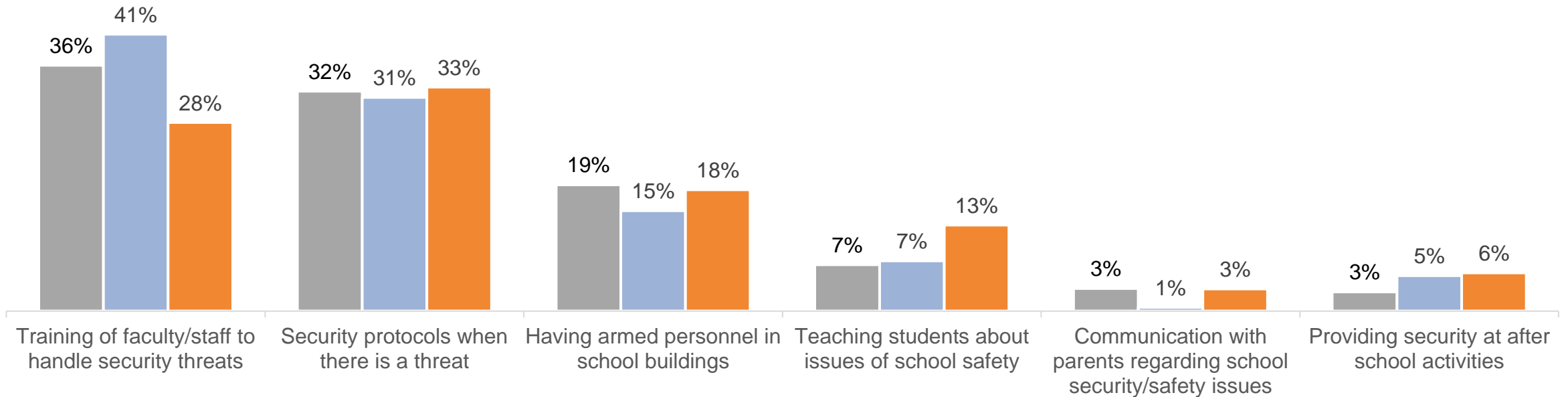
B3. Now, thinking about the following dimensions of school safety, please rate each in terms of your personal thoughts on their importance to the safety of students, faculty and staff at CCSD schools.

Most Important Safety Dimension

When asked about the most importance aspect of safety preparedness, training of staff and having established protocols were selected nearly equally as often.

Most Important Safety Dimension

Community Faculty/Staff Students



Base: Community=603, Faculty=366, Students=768

B3a. Considering the dimensions of school safety listed below, if you had to choose one as being most important to you personally, which would you choose and why?



Sub-Groups: Most Important Safety Dimension

Regardless of grade level, Community members express similar importance perceptions; for Faculty, those working with younger students place even more importance on their own training – as the student population gets older, emphasis shifts to protocol and teaching students about safety.

Most Important Safety Dimension

	Community			Faculty/Staff			Students
	Elem	Middle	HS	Elem	Middle	HS	HS
Training of faculty/staff to handle security threats	36%	39%	36%	51%	40%	29%	28%
Security protocols when there is a threat	32%	31%	33%	26%	32%	38%	33%
Having armed personnel in school buildings	22%	15%	16%	17%	15%	15%	18%
Teaching students about issues of school safety	5%	8%	8%	2%	5%	15%	13%
Communication with parents regarding school security and safety issues	3%	3%	4%	0%	1%	1%	3%
Providing security at after school activities	3%	4%	4%	4%	7%	3%	6%

Base: Community: Elementary=353, Middle=231, HS=196; Faculty: Elementary=121, Middle=129, HS=117; Students=768

B3a. Considering the dimensions of school safety listed below, if you had to choose one as being most important to you personally, which would you choose and why?



Open End: Most Important Safety Dimension

Training

Community

- When there is a threat all the protocols in the world don't matter if no one knows how to properly implement
- Because when an event happens - it is the faculty and staff who will be on site and responsible for protecting the students - they are the first (and many times) only line of defense.
- They are the ones who will be present in the greatest numbers with the students when and if an emergency occurs and they should be given all the training and tools necessary to enable them to have the most positive impact on the situation.
- Faculty and staff are the grown ups in the school. There are many of them. They are best situated to take actions that would minimize the impact of a potential security threat if it happened. So they need to know what decisions to make and actions to take if something happens.
- An armed guard at the front door cannot be the sole person to secure the entire building from a threat.
- The faculty and staff are our "boots on the ground". They are the eyes and ears of what is going on at school. If there is a situation, they need to know how to disengage it— or get help.

Faculty

- We are the ones who are with the students all day and are charged with protecting them. Therefore, the highest priority should be giving us the most up-to-date training on handling security threats.
- If I am the only adult in the room during a crisis, I want to feel absolutely sure that I am competent to aid the students and myself appropriately
- Based on what I have witnessed in the little bit of training/practice we do on a regular basis (fire and evacuation drills) the adults are not of one mind, not consistent with direction. we will be unable to train the kids in protocols until the adults are on the same page.
- A lot of current research suggests that the best options are to look for a way to flee as a first option, defend yourself as a second option, and hide in place as a third option. We tend to have an outdated emphasis on hiding (and on single entry), which are not what the research suggests is most effective. In places with active shooting, they often had single entry, but the active shooter entered anyway. Teaching the teachers to look for exits and flee can save more lives.

Students

- I selected this because I would feel safer if the staff new how to handle threats if we were in danger.
- Faculty are the role models in the event of a threat. It is important for students to feel safe under their guidance.
- I think this is most important because in a security threat situation the teachers and all adults around should be the ones taking charge and giving directions, if the faculty and staff know how to handle these situations everyone will be safer.

Open End: Most Important Safety Dimension

Protocols

Community

- Actual threats are extremely unlikely, so preparedness is important but let's not go overboard
- Having the protocols allows people to react rather than panic
- Potential threats can never be eliminated, especially when the most likely threat will come from a current student already in a school building. Therefore, an immediate response based on proven mitigation protocols will minimize negative outcomes.
- Because it is likely impossible to prevent a person intent on harming students from entering the building (i.e., it may be another student who is authorized to be in the school), the most important thing is how to remain safe when the threat is there.
- Least intrusive, most effective in an acute situation.

Faculty

- Protocols seem like a general checklist right now and could be more specific (threat in the classroom vs. in the same hallway, when to run, when to hide, etc.).
- With 1000+ people, chaos is easily fomented. Protocols help avoid chaos
- People need to be trained and aware of what to do when there is a threat. If we haven't practiced or discussed the possibilities, we will fail to handle the threat.

Students

- I don't believe that having many armed personnel is the most important at all, because stories of other schools have shown it often doesn't help. Security protocols help people feel safer and calmer because they know what to do.
- Knowing that there are effective security protocols in place make me feel more secure, as I can trust that the adults around me are prepared in the event of an emergency

Open End: Most Important Safety Dimension

Armed Personnel

Community

- This is a strong deterrent. A school without an armed guard has no chance at surviving an attack— this at least gives our kids and staff a chance. The school safety officer also forms relationships with the students and staff and can flag someone and provide help before help is really needed.
- In the event of a threat, every second counts. It is common sense to have someone on the school grounds at each school to immediately address a security threat.
- We as a community need to accept that our children are not safe unless there is an armed police officer in EVERY school. Data supports that having an armed officer fosters better relationships with students and law enforcement, deters school shooters and adds a layer of protection for our students AND teachers. This is of utmost importance. Almost all other school districts in surrounding counties have a school safety officer on site. It is borderline negligent that CCSD does not have an armed officer at EACH school.

Faculty

- As the old saying goes, you cannot bring a knife to a gun fight. Knowing there is someone armed on campus, may make someone think twice.
- The open campus nature of the high school, combined with the open concept of L-building makes us extremely vulnerable to a security threat and is creating a lot of anxiety amongst staff. The quicker an armed officer could make it to those spaces in the event of a real emergency the better.
- A lot of things are out of the control of the teachers and staff. Educating the students on what to do can only get us so far, protection from a trained security guard would be the most important factor in keeping us safe.
- I think a perpetrator would find this to be a deterrent. I would also feel much safer knowing there was someone in the building able to handle the situation immediately if something were to arise.

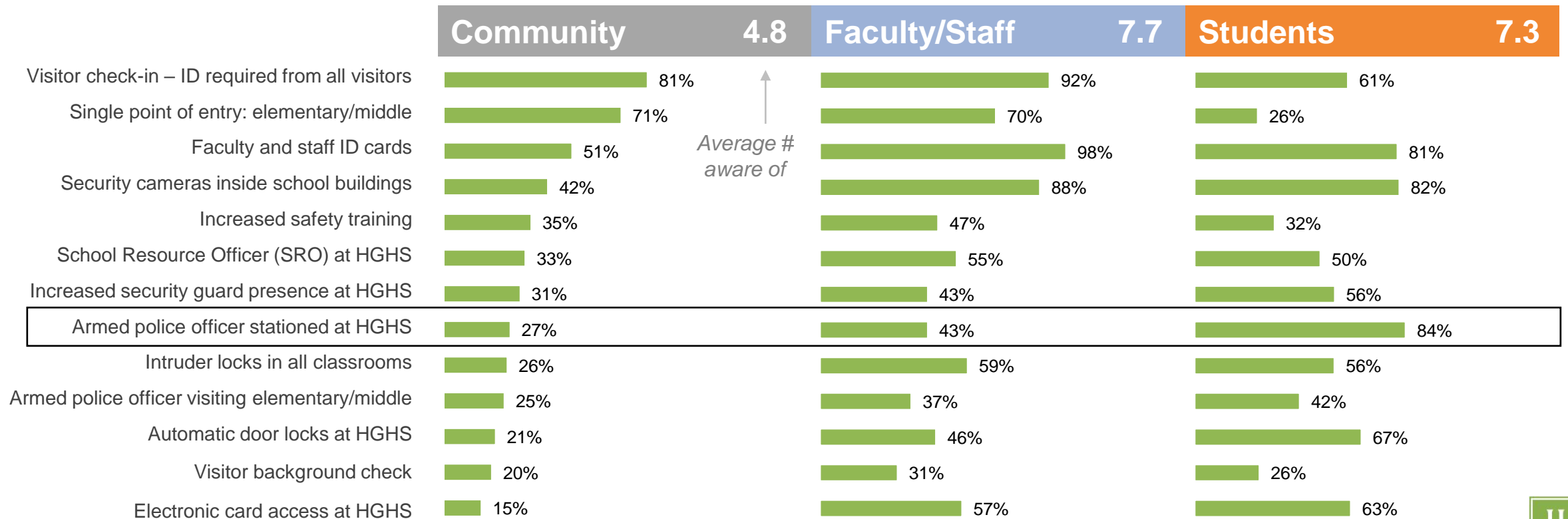
Students

- I believe that it's not the gun, it's the person who controls it. If we have more armed personnel on campus who have proper training, I feel we can keep Greeley safer.
- Having armed personnel in school buildings would be the easiest way to deter a threat and to eliminate the threat during a security breach.

Awareness of Existing Security Measures

Overall, Community respondents have weaker awareness of security measures that have already been implemented at CCSD, relative to Faculty and Students who are, of course, “closer” to these measures.

Awareness of Existing Security Measures (% Aware)



Base: Community=603, Faculty=366, Students=768

B4. As you may or may not be aware, over recent years, Chappaqua Central School District and the Board of Education have put in place a number of initiatives intended on improving the safety and security of our students, faculty and staff. Below please find a list of security measures that have already been implemented in CCSD. Please select all of that you are personally aware of.

Sub-Groups: Awareness of Existing Security Measures

Awareness for grade-level specific measures increases among those engaged at each level – for example, Community members with a child in HS tend to be more aware of SRO and other measures specific to Greeley.

Awareness of Existing Security Measures (% aware)

	Community			Faculty/Staff			Students
	Elem	Middle	HS	Elem	Middle	HS	HS
Visitor check-in – ID required from all visitors	81%	86%	86%	93%	98%	85%	61%
Single point of entry: elementary/middle	74%	82%	67%	86%	81%	44%	26%
Faculty and staff ID cards	46%	54%	63%	98%	99%	98%	81%
Security cameras inside school buildings	39%	42%	49%	81%	98%	85%	82%
Increased safety training	34%	39%	41%	50%	47%	49%	32%
Intruder locks in all classrooms	25%	27%	34%	55%	60%	66%	56%
School Resource Officer (SRO) at HGHS	21%	35%	64%	36%	40%	91%	50%
Increased security guard presence at HGHS	21%	32%	60%	30%	35%	68%	56%
Armed police officer stationed at HGHS	18%	27%	51%	26%	29%	76%	84%
Armed police officer visiting elementary/middle	17%	30%	41%	34%	49%	24%	42%
Visitor background check	16%	20%	31%	27%	33%	34%	26%
Automatic door locks at HGHS	14%	24%	39%	29%	25%	91%	67%
Electronic card access at HGHS	11%	14%	27%	37%	47%	91%	63%

Base: Community: Elementary=353, Middle=231, HS=196; Faculty: Elementary=121, Middle=129, HS=117, Students=768

B4. As you may or may not be aware, over recent years, Chappaqua Central School District and the Board of Education have put in place a number of initiatives intended on improving the safety and security of our students, faculty and staff. Below please find a list of security measures that have already been implemented in CCSD. Please select all of that you are personally aware of.



Trend: Awareness of Existing Security Measures

Awareness of Existing Security Measures (% aware)

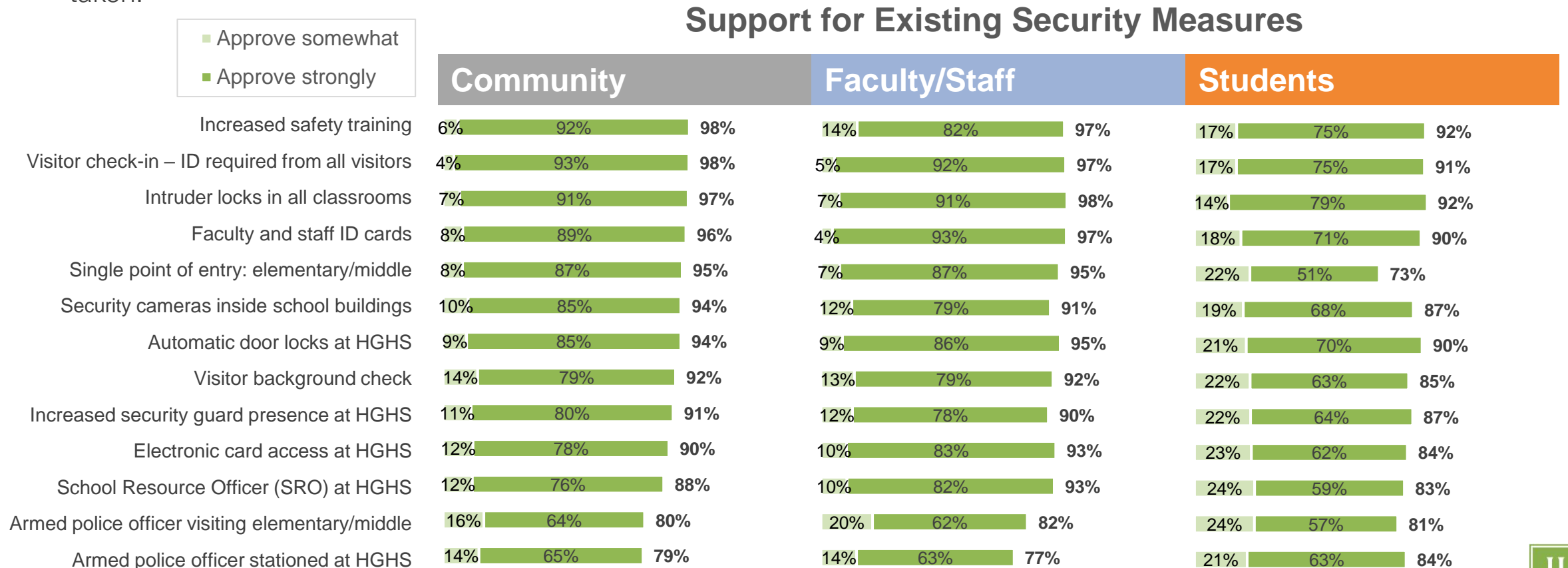
	Community			Faculty/Staff			Students		
	2022	2019	Change	2022	2019	Change	2022	2019	Change
Visitor check-in – ID required from all visitors	81%	93%	-12	92%	97%	-5	61%	83%	-22
Single point of entry: elementary/middle*	71%	n/a	n/a	70%	n/a	n/a	26%	n/a	n/a
Faculty and staff ID cards	51%	59%	-8	98%	98%	0	81%	82%	-1
Security cameras inside school buildings*	42%	n/a	n/a	88%	n/a	n/a	82%	n/a	n/a
Increased safety training	35%	44%	-9	47%	57%	-10	32%	36%	-4
School Resource Officer (SRO) at HGHS*	33%	n/a	n/a	55%	n/a	n/a	50%	n/a	n/a
Increased security guard presence at HGHS	31%	62%	-31	43%	72%	-29	56%	84%	-28
Armed police officer stationed at HGHS	27%	47%	-20	43%	54%	-11	84%	86%	-2
Intruder locks in all classrooms	26%	32%	-6	59%	75%	-16	56%	72%	-16
Armed police officer visiting elementary/middle	25%	54%	-29	37%	65%	-28	42%	52%	-10
Automatic door locks at HGHS	21%	32%	-11	46%	57%	-11	67%	85%	-18
Visitor background check	20%	22%	-2	31%	46%	-15	26%	35%	-9
Electronic card access at HGHS	15%	25%	-10	57%	67%	-10	63%	75%	-12

2022 Base: Community=603, Faculty=366, Students=768. *New in 2022

B4. As you may or may not be aware, over recent years, Chappaqua Central School District and the Board of Education have put in place a number of initiatives intended on improving the safety and security of our students, faculty and staff. Below please find a list of security measures that have already been implemented in CCSD. Please select all of that you are personally aware of.

Level of Support for Existing Security Measures

Support for security initiatives is very strong across audiences; though majority are supportive, intensity of support for armed personnel among Community and Faculty members, is relatively weaker than other measures that have been taken.



Base: Community=528-594, Faculty=311-360, Students=671-736 *Don't know responses removed from analysis
 B5. Thinking about the changes that were described to you, please indicate how supportive you are personally of each measure being implemented in CCSD.

Sub-Groups: Support for Existing Security Measures

Support across safety measures is consistently strong by grade level.

Support for Existing Security Measures (T2B)

	Community			Faculty/Staff			Students
	Elem	Middle	HS	Elem	Middle	HS	HS
Intruder locks in all classrooms	99%	98%	96%	97%	98%	97%	92%
Visitor check-in – ID required from all visitors	99%	98%	97%	97%	99%	95%	91%
Single point of entry: elementary/middle	99%	96%	89%	96%	98%	89%	73%
Increased safety training	99%	98%	97%	97%	97%	96%	92%
Faculty and staff ID cards	98%	96%	95%	97%	100%	95%	90%
Security cameras inside school buildings	97%	94%	90%	89%	96%	89%	87%
Automatic door locks at HGHS	96%	95%	93%	94%	94%	96%	90%
Visitor background check	94%	92%	91%	93%	93%	91%	85%
Increased security guard presence at HGHS	94%	93%	87%	88%	95%	88%	87%
Electronic card access at HGHS	94%	93%	84%	92%	94%	95%	84%
School Resource Officer (SRO) at HGHS	89%	85%	88%	90%	93%	95%	83%
Armed police officer visiting elementary/middle	84%	78%	77%	84%	86%	74%	81%
Armed police officer stationed at HGHS	82%	79%	78%	77%	79%	75%	84%

Base: Community: Elementary=302-352, Middle=194-226, HS=182-194; Faculty: Elementary=102-119, Middle=101-128, HS=96-114, Students=671-736. *Don't know responses removed from analysis

B5. Thinking about the changes that were described to you, please indicate how supportive you are personally of each measure being implemented in CCSD.



Trend: Support for Existing Security Measures

XXX

Support for Existing Security Measures (T2B)

	Community			Faculty/Staff			Students		
	2022	2019	Change	2022	2019	Change	2022	2019	Change
Increased safety training	98%	97%	+1	97%	98%	-1	92%	79%	+13
Visitor check-in – ID required from all visitors	98%	95%	+3	97%	98%	-1	91%	76%	+15
Intruder locks in all classrooms	97%	97%	0	98%	98%	0	92%	88%	+4
Faculty and staff ID cards	96%	96%	0	97%	97%	0	90%	77%	+13
Automatic door locks at HGHS	94%	94%	0	95%	96%	-1	90%	82%	+8
Visitor background check	92%	86%	+6	92%	96%	-4	85%	69%	+16
Increased security guard presence at HGHS	91%	89%	+2	90%	91%	-1	87%	64%	+23
Electronic card access at HGHS	90%	87%	+3	93%	93%	0	84%	68%	+16
Armed police officer visiting elementary/middle	80%	83%	-3	82%	91%	-9	81%	71%	+10
Armed police officer stationed at HGHS	79%	84%	-5	77%	90%	-13	84%	73%	+11

Base: Community=528-594, Faculty=311-360, Students=671-736 *Don't know responses removed from analysis

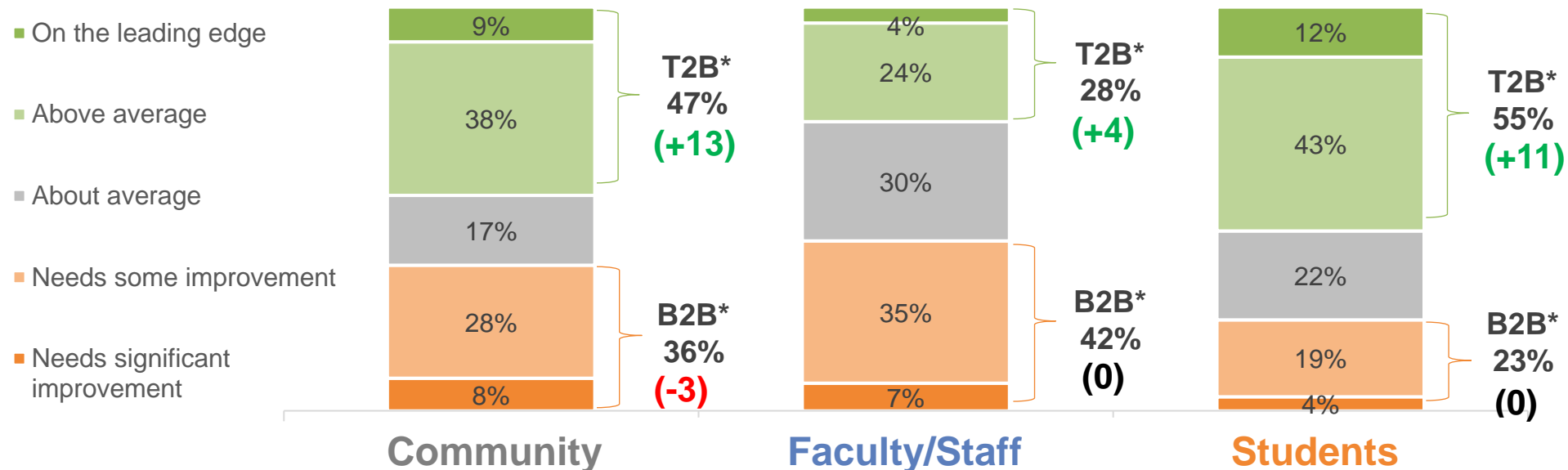
B5. Thinking about the changes that were described to you, please indicate how supportive you are personally of each measure being implemented in CCSD.

Perceptions of CCSD Security

After exposure to security initiatives, perceptions of security at CCSD show increased favorability, especially among Community and Student audiences.

Perceptions of CCSD Security AFTER Asking About Existing Security Measures

(Indicates change in top 2 box/bottom 2 box rating after learning about existing security measures)



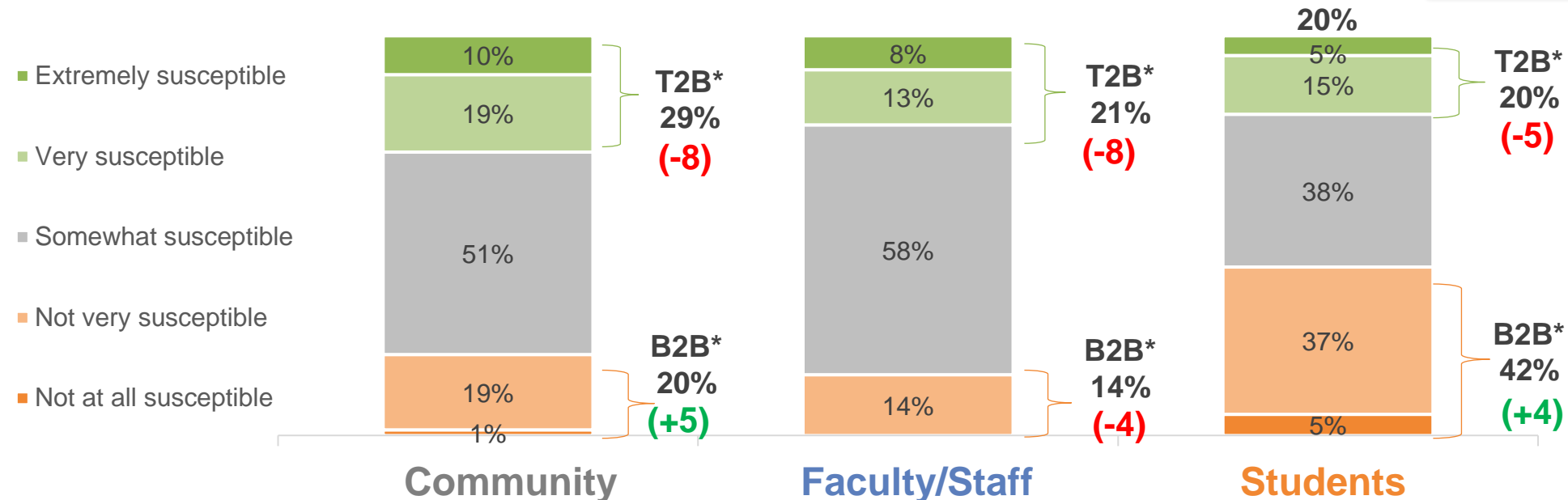
Base: Community=555, Faculty=352, Students=741 *Don't know responses removed from analysis
 B6. Now, thinking about everything you have learned about security measures in CCSD, which comes closer to your opinion?
 *T2B= Top 2 Box (ratings of 4 or 5), B2B=Bottom 2 Box (ratings of 1 or 2)

Perceptions of CCSD Susceptibility to Security Threat

In addition, perceives susceptibility decreases, with respondents generally moving into a more neutral position of “somewhat susceptible.”

Perceptions of CCSD Susceptibility to Threat
AFTER Asking About Existing Security Measures

(Indicates change in top 2 box/bottom 2 box rating after learning about existing security measures)



Base: Community=567, Faculty=366, Students=693 *Don't know responses removed from analysis

B7. Still thinking about everything you have learned about security measures in CCSD, how susceptible, if at all, do you feel CCSD schools are to a security threat? By “security threat” we are referring to any person or people inside or outside of the campus who pose a safety concern. *T2B= Top 2 Box (ratings of 4 or 5), B2B=Bottom 2 Box (ratings of 1 or 2)

Sub-Groups: Perceptions of Security & Susceptibility

After exposure to security measures, HS Faculty/Staff remain 'on higher alert' relative to those in lower grades.

Perceptions of Security & Susceptibility by Grade Level (T2B)

	Community			Faculty/Staff			Students
	Elem	Middle	HS	Elem	Middle	HS	HS
CCSD Security							
Top 2 Box	42%	52%	50%	30%	31%	23%	55%
On the leading edge	7%	9%	10%	7%	2%	1%	12%
Above average	35%	43%	40%	23%	30%	22%	43%
Susceptibility to Threat							
Top 2 Box	32%	27%	28%	24%	9%	37%	20%
Extremely susceptible	10%	8%	9%	9%	2%	18%	5%
Very susceptible	22%	19%	19%	15%	7%	19%	15%

Base: Security: Community: Elementary=330, Middle=212, HS=183; Faculty: Elementary=117, Middle=122, HS=114; Students=741; Susceptibility: Community: Elementary=329, Middle=217, HS=189; Faculty: Elementary=110, Middle=122, HS=111; Students=693 *Don't know responses removed from analysis. B6. Now, thinking about everything you have learned about security measures in CCSD, which comes closer to your opinion? B7. Still thinking about everything you have learned about security measures in CCSD, how susceptible, if at all, do you feel CCSD schools are to a security threat? By "security threat" we are referring to any person or people inside or outside of the campus who pose a safety concern. *T2B= Top 2 Box (ratings of 4 or 5)

Trend: Perceptions of Security & Susceptibility

Perceptions of Security & Susceptibility (T2B)

	Community			Faculty/Staff			Students		
	2022	2019	Change	2022	2019	Change	2022	2019	Change
CCSD Security									
Top 2 Box	47%	38%	+9	28%	32%	-4	55%	44%	+11
On the leading edge	9%	5%	+4	4%	5%	-1	12%	9%	+3
Above average	38%	32%	+6	24%	27%	-3	43%	35%	+8
Susceptibility to Threat									
Top 2 Box	29%	26%	+3	14%	27%	-13	20%	20%	0
Extremely susceptible	10%	9%	+1	14%	5%	+9	5%	7%	-2
Very susceptible	19%	18%	+1	0%	22%	-22	15%	14%	+1

2022 Base: Security: Community=555, Faculty=352, Students=741; Susceptibility: Community=567, Faculty=366, Students=693 *Don't know responses removed from analysis
 B6. Now, thinking about everything you have learned about security measures in CCSD, which comes closer to your opinion? B7. Still thinking about everything you have learned about security measures in CCSD, how susceptible, if at all, do you feel CCSD schools are to a security threat? By "security threat" we are referring to any person or people inside or outside of the campus who pose a safety concern. *T2B= Top 2 Box (ratings of 4 or 5). B2B=Bottom 2 Box (ratings of 1 or 2)

Reasons for Shift in Susceptibility Perception

Lack of knowledge of measures that have been implemented a key theme.

Community

- The classroom locks and background check at the elementary schools were news to me. I feel like a lot of the security measures are targeting OUTSIDE threats but don't address a potential student threat, especially at the high school.
- I didn't know that students carry security cards to unlock doors and classrooms. I didn't know there was someone armed at Greeley at all times. Both are excellent protocols
- As a parent, I did not realize all the security measures in place at Greeley. I did a tour before the school year started and there was no mention of the security measures. I plan on attending the tour before Homecoming activities--maybe that tour will speak more about security measures?

Faculty

- I still believe that if someone really wanted to do significant damage, any place is very susceptible. But it does appear that there are many security measures in place to make it much more difficult for this to happen.
- There is always a possibility of an armed and determined individual to cause problems at any of our schools. You really can't plan for all potential attacks, but CCSD has done a lot to be prepared and avoid most easy access opportunities. I'm not sure what more could be done in a cost-effective manner to reduce the potential threats in these tumultuous times.
- Well, learning of the security measures in other schools (besides Greeley), the district does provide some elements of security. However, Greeley is a particular security threat. Many classrooms in L Building and I Lab are all glass and provide no protection at all. This is a serious issue that needs to be addressed asap. Also, the campus is so open that intruders can easily enter many buildings.

Students

- I think I just started thinking about all of the measures that Greeley has once they came up in the survey. Before, I was thinking more about safety concerns in L Building and how no student or teacher wants to be there in the event that there is an emergency.
- I learned about all the different safety measures that there are - however, I still feel unsafe in certain buildings like L
- I learned about some extra security precautions, yet I still feel there is unsafety particularly in L. L is a very open space with nowhere to really stay safe. Along with that it is very easy to walk into the school through the courtyard, straight into L with no issues. This is a big threat I feel as there is nothing stopping someone from entering the building through the courtyard.

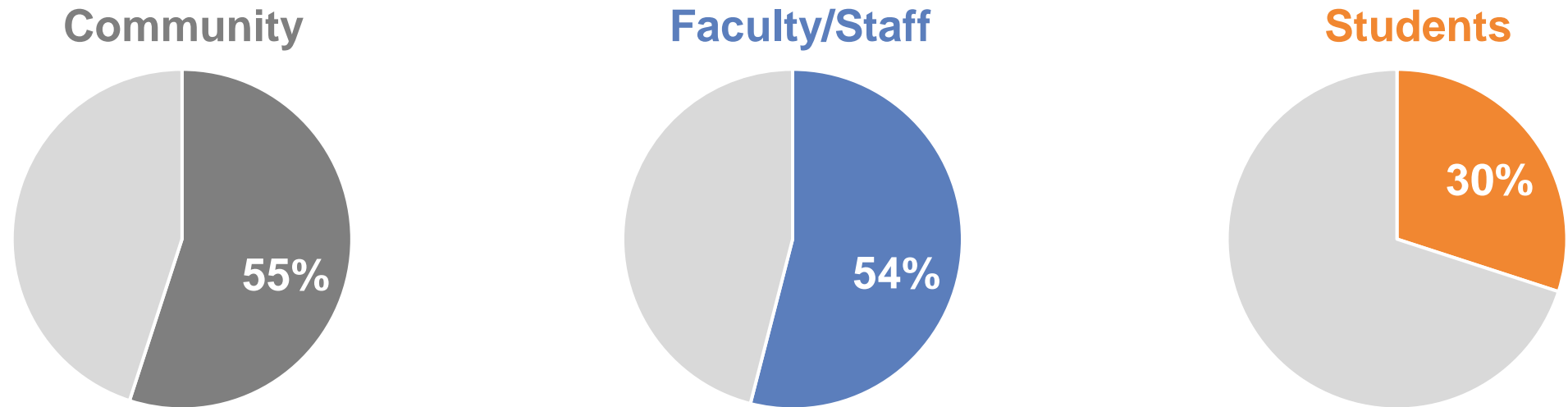
Base: Community=, Faculty=, Students=

B8. Before learning about the security measures in place, you indicated that you feel CCSD is [INSERT RESPONSE FROM B2] to a security threat. After learning about the security measures, you indicated that CCSD is less susceptible than you originally thought. What, specifically, did you learn that changed your opinion?

Anything Missing in Terms of School Security

More than half of Community and Faculty members still feel that there are things missing in terms of optimizing school security.

Anything Missing in Terms of School Security (% yes)



Base: Community=603, Faculty=366, Students=768

B9. Now knowing about the security measures that are in place in CCSD, is there anything you feel is missing in terms of providing students and staff the appropriate level of security while on campus?

Missing from Security Measures

Community

Armed guards, single point of entry, ground level security, mental health, lunch/recess/outdoor/PE protection, transparent communication, training

- Would love either a stationed police car all day or some kind of a security point at the drive-up entrance to school
- FULL TIME Armed officers at all elementary and middle schools
- It's not my area of expertise but on an open campus, it still seems as if some entrances are vulnerable
- I'm unaware of security measures to protect kids when they are outside such as during recess or gym class.

Faculty

Armed guards, training, real time communication, gun safety, locking doors, mental health awareness/training

- Having an open campus with multiple points of entry negates any gain from increased security measures.
- There needs to be training for staff on how to handle a security threat. We've had virtually none. Workshops where we taught effective methods for handling various situations and give us the chance to role-play/practice.
- Single point of entry for Greeley, communication with parents about gun safety at home, when a concern about a student who may become violent is being investigated a home visit to ensure access to weapons is limited
- Monitoring students who express threatening behaviors more vigilantly and enforcing swifter consequences for violent comments and tendencies

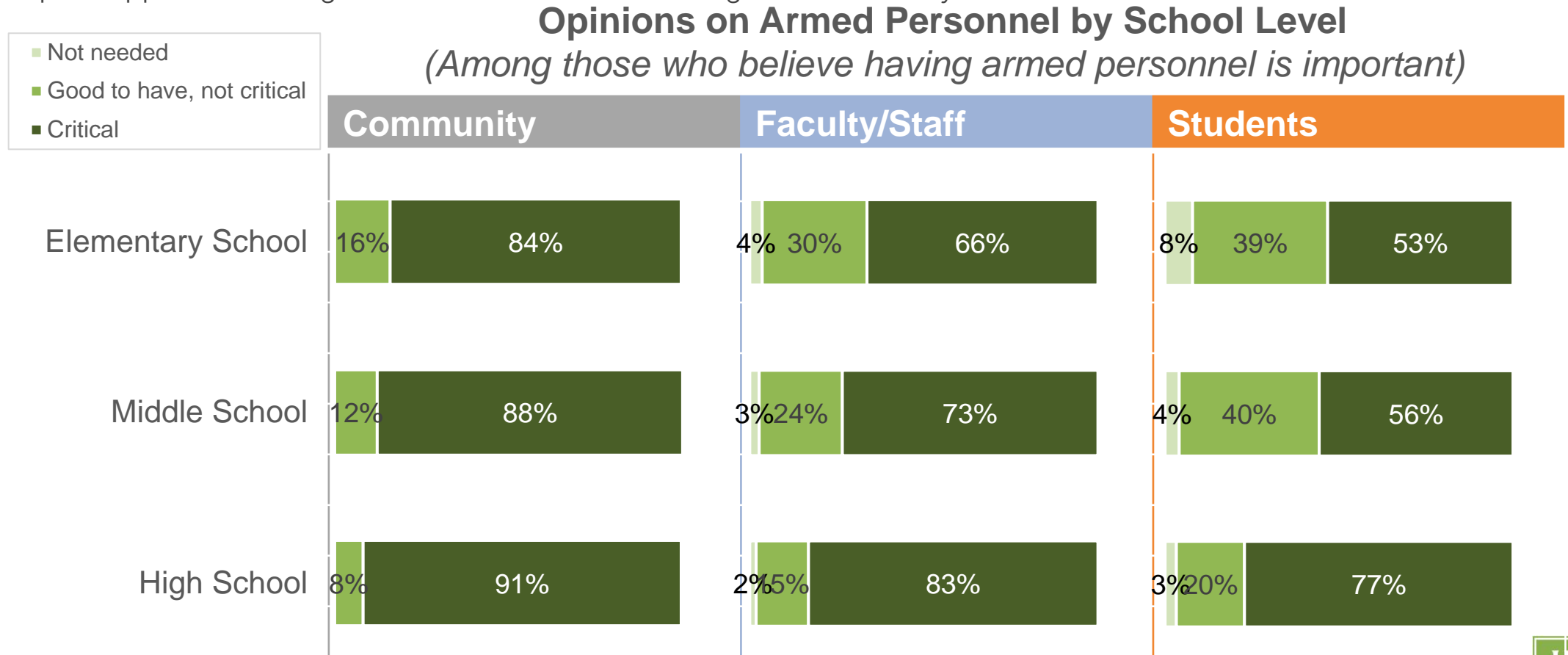
Students

L-Building, controlling access to open campus, training, locked doors

- Training on what to do in L for students
- I think in Horace Greeley there should either be a single point of access or have a system where doors are kept locked and everyone, including students, will have a card to open it. I think keeping all the doors unlocked at all times is dangerous.
- Better filtering of who is walking on an off Greeley campus during the school day and during after school time, especially with the open campus policy. Maybe a security guard on the sidewalk in addition to the one in the car near the entrance

Opinions on Armed Personnel by School Level

Among those who believe that armed personnel in schools is a “very” or “extremely” important safety measure, there is nearly equal support for having this at all school levels among the Community audience.



Base: Respondents who rate having armed personnel “very” or “extremely important”: Community=245, Faculty=113, Students=368

B10. Earlier you said that you believe having armed personnel in the school buildings is very or extremely important. Considering the different school levels in CCSD, what is your personal opinion about having armed personnel in each?

Thank You

Jennifer Negrin & Alyson Ferranti

JJN Consulting, LLC

40 Highview Avenue

Old Greenwich, CT 06870

203.698.2866



Appendix

Sample Composition



Community Demographics

Attribute	% of Total	Attribute	% of Total
Parent*		Age	
Current Parent	99%	39 and younger	19%
Former Parent	12%	40 to 49	44%
Parent-to-Be	25%	50 to 59	17%
Non-Parent	0%	60 and older	2%
		Prefer not to answer	19%
Current Parents*		Gender	
Greeley	33%	Male	26%
Middle School	39%	Female	66%
Elementary School	59%	Prefer not to answer	8%
		Years in Chappaqua	
		Less than 10	67%
		Between 10 and 19	24%
		20 or more	9%

Base: Community=603

*Respondents can code into multiple groups.

Faculty & Staff Demographics

Attribute	% of Total	Attribute	% of Total
Role		School*	
Administrative	2%	Greeley	32%
Faculty	81%	Bell	17%
Staff	14%	Seven Bridges	20%
Prefer not to answer	2%	Grafflin	13%
Status		Westorcharad	11%
Full-time	99%	Roaring Brook	11%
Part-time	1%	Administrative	3%
Chappaqua Resident		Gender	
Yes	6%	Male	17%
No	94%	Female	64%
Child in CCSD		Prefer not to answer	19%
Yes	19%	Age	
No	81%	39 and younger	10%
Years in CCSD		40 to 49	19%
Less than 10	41%	50 to 59	12%
Between 10 and 19	30%	60 and older	4%
20 or more	29%	Prefer not to answer	56%

Base: Faculty & Staff=366

Student Demographics

Attribute	% of Total	Attribute	% of Total
Grade Level		Gender	
Freshman	33%	Male	50%
Sophomore	25%	Female	43%
Junior	25%	Non-binary/Other	3%
Senior	17%	Prefer not to answer	4%
Years in CCSD			
Less than 5	13%		
5 to 9	26%		
10 or more	61%		